


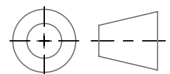
REVISIONS			
REV.	DESCRIPTION	DATE	BY
A	INITIAL DRAWING RELEASE (REV 1 SAME AS REV A)	11/15/2018	RGM
B	UPDATED TO CURRENT REVISION	1/12/2021	KC
C	ADD HOLES & SLOTS C/L ALIGNMENT TOLERANCE ± .008	7/13/2021	KC

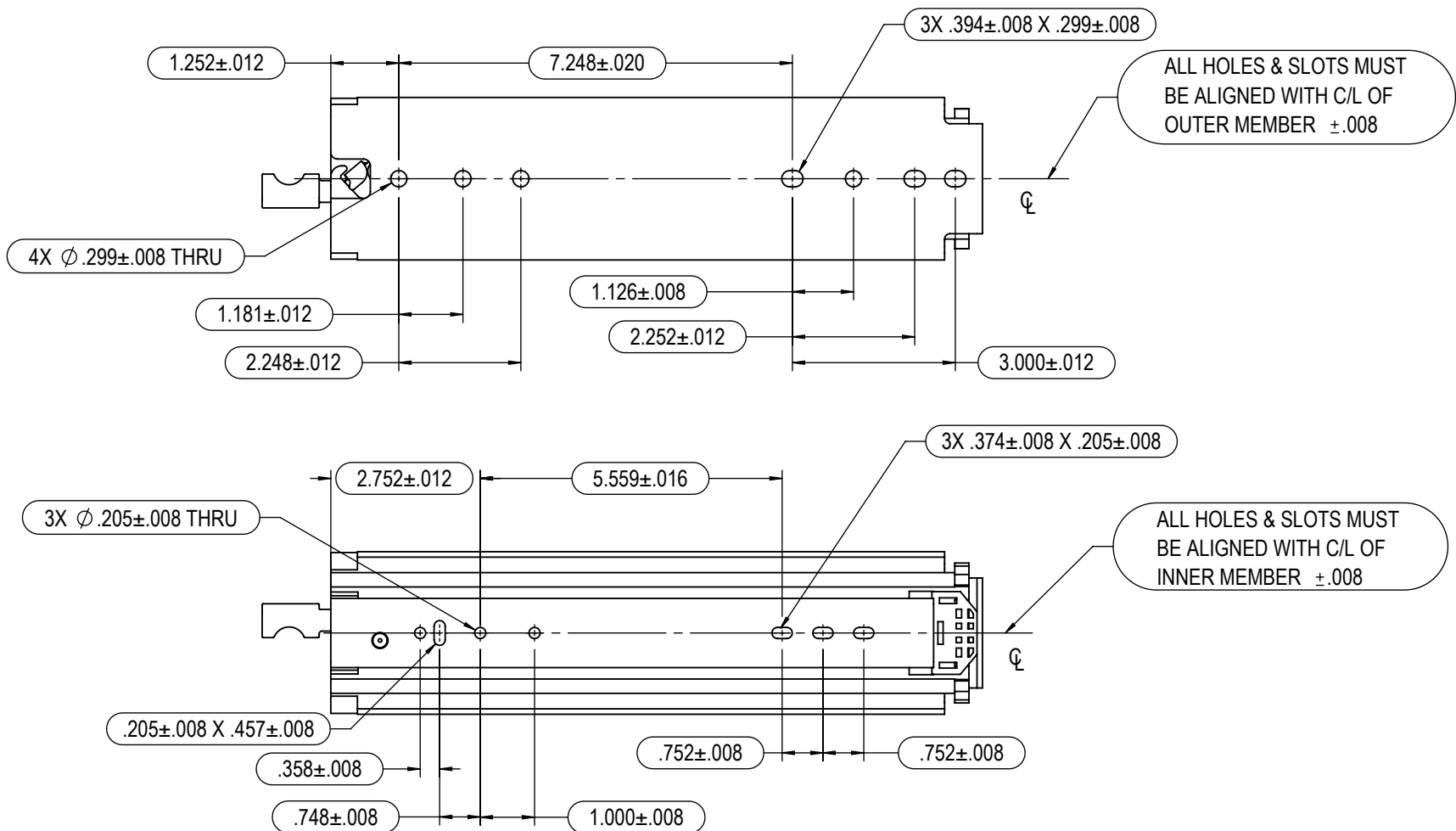
RECOMMENDED  
INNER SLIDE MEMBER:  
#10 MACHINE OR WOOD PAN HEAD SCREW FOR ALL THRU HOLES AND SLOTTED THRU HOLES.


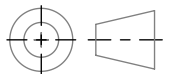
OUTER SLIDE MEMBER:  
1/4 HEX BOLT, #14 PAN HEAD WOOD SCREW FOR ALL THRU HOLES AND SLOTTED THRU HOLES.


SIDE SPACE = .750" - .783"

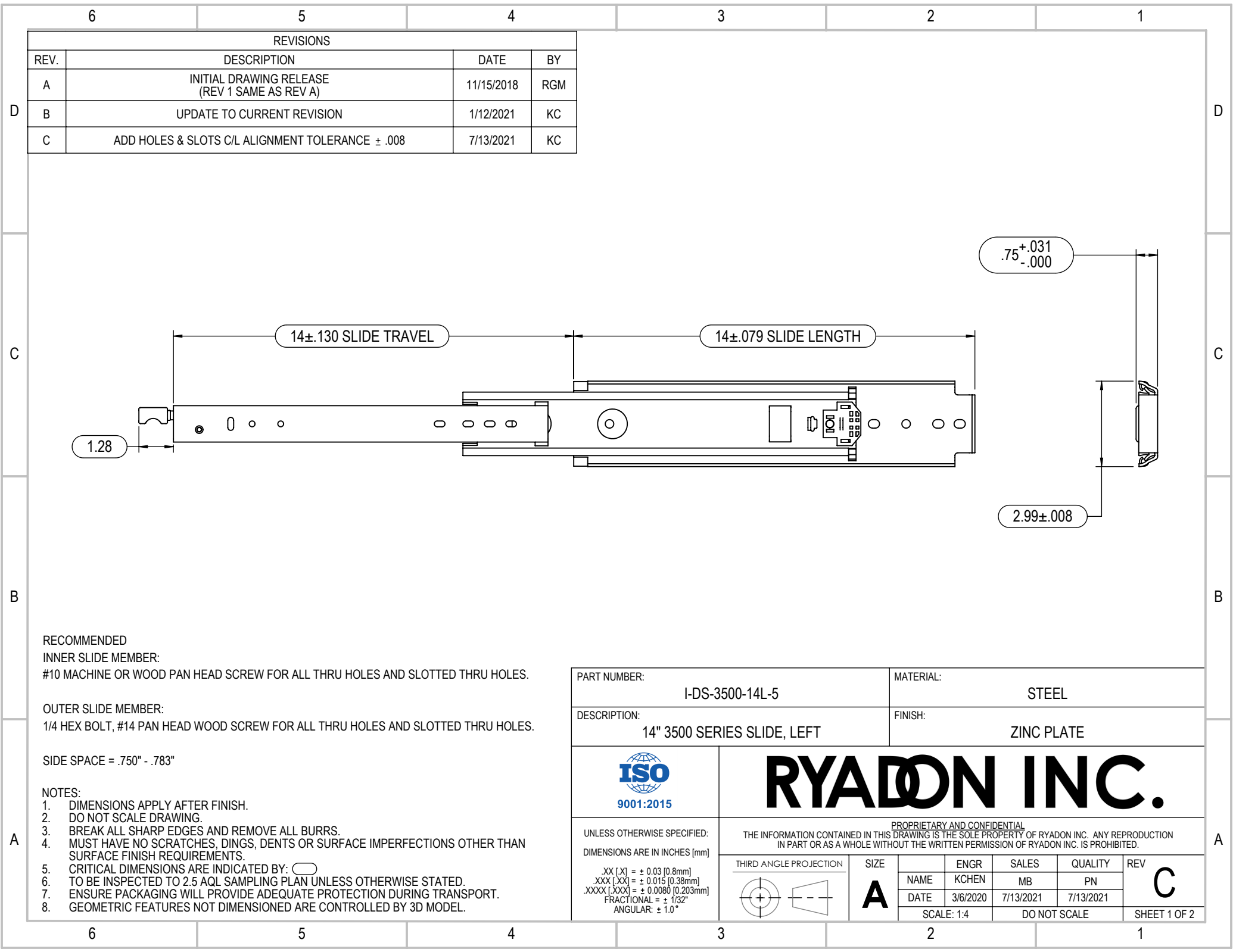
- NOTES:
- DIMENSIONS APPLY AFTER FINISH.
  - DO NOT SCALE DRAWING.
  - BREAK ALL SHARP EDGES AND REMOVE ALL BURRS.
  - MUST HAVE NO SCRATCHES, DINGS, DENTS OR SURFACE IMPERFECTIONS OTHER THAN SURFACE FINISH REQUIREMENTS.
  - CRITICAL DIMENSIONS ARE INDICATED BY:
  - TO BE INSPECTED TO 2.5 AQL SAMPLING PLAN UNLESS OTHERWISE STATED.
  - ENSURE PACKAGING WILL PROVIDE ADEQUATE PROTECTION DURING TRANSPORT.
  - GEOMETRIC FEATURES NOT DIMENSIONED ARE CONTROLLED BY 3D MODEL.

PART NUMBER: I-DS-3500-12L-5		MATERIAL: STEEL						
DESCRIPTION: 12" 3500 SERIES SLIDE, LEFT		FINISH: ZINC PLATE						
		<b>RYADON INC.</b>						
UNLESS OTHERWISE SPECIFIED: DIMENSIONS ARE IN INCHES [mm]  XX [X] = ± 0.03 [0.8mm] .XXX [XX] = ± 0.015 [0.38mm] .XXXX [XXX] = ± 0.0080 [0.203mm] FRACTIONAL = ± 1/32" ANGULAR: ± 1.0°		PROPRIETARY AND CONFIDENTIAL THE INFORMATION CONTAINED IN THIS DRAWING IS THE SOLE PROPERTY OF RYADON INC. ANY REPRODUCTION IN PART OR AS A WHOLE WITHOUT THE WRITTEN PERMISSION OF RYADON INC. IS PROHIBITED.						
		THIRD ANGLE PROJECTION		SIZE		REV <b>C</b>		
		<b>A</b>		NAME	ENGR		SALES	QUALITY
				DATE	5/7/2020		7/13/2021	7/13/2021
				SCALE: 1:4			DO NOT SCALE	
							SHEET 1 OF 2	



PART NUMBER: I-DS-3500-12L-5		MATERIAL: STEEL															
DESCRIPTION: 12" 3500 SERIES SLIDE, LEFT		FINISH: ZINC PLATE															
		<b>RYADON INC.</b>															
UNLESS OTHERWISE SPECIFIED: DIMENSIONS ARE IN INCHES [mm] .XX [X] = ± 0.03 [0.8mm] .XXX [XX] = ± 0.015 [0.38mm] .XXXX [XXX] = ± 0.0080 [0.203mm] FRACTIONAL = ± 1/32" ANGULAR = ± 1.0°		PROPRIETARY AND CONFIDENTIAL THE INFORMATION CONTAINED IN THIS DRAWING IS THE SOLE PROPERTY OF RYADON INC. ANY REPRODUCTION IN PART OR AS A WHOLE WITHOUT THE WRITTEN PERMISSION OF RYADON INC. IS PROHIBITED.															
THIRD ANGLE PROJECTION 		SIZE <b>A</b>	<table border="1"> <thead> <tr> <th>ENGR</th><th>SALES</th><th>QUALITY</th><th>REV</th></tr> </thead> <tbody> <tr> <td>NAME KCHEN</td><td>MB</td><td>PN</td><td rowspan="3"><b>C</b></td></tr> <tr> <td>DATE 5/7/2020</td><td>7/13/2021</td><td>7/13/2021</td></tr> <tr> <td>SCALE: 1:3</td><td>DO NOT SCALE</td><td>SHEET 2 OF 2</td></tr> </tbody> </table>	ENGR	SALES	QUALITY	REV	NAME KCHEN	MB	PN	<b>C</b>	DATE 5/7/2020	7/13/2021	7/13/2021	SCALE: 1:3	DO NOT SCALE	SHEET 2 OF 2
ENGR	SALES	QUALITY	REV														
NAME KCHEN	MB	PN	<b>C</b>														
DATE 5/7/2020	7/13/2021	7/13/2021															
SCALE: 1:3	DO NOT SCALE	SHEET 2 OF 2															

- NOTES:
- DIMENSIONS APPLY AFTER FINISH.
  - DO NOT SCALE DRAWING.
  - BREAK ALL SHARP EDGES AND REMOVE ALL BURRS.
  - MUST HAVE NO SCRATCHES, DINGS, DENTS OR SURFACE IMPERFECTIONS OTHER THAN SURFACE FINISH REQUIREMENTS.
  - CRITICAL DIMENSIONS ARE INDICATED BY: 
  - TO BE INSPECTED TO 2.5 AQL SAMPLING PLAN UNLESS OTHERWISE STATED.
  - ENSURE PACKAGING WILL PROVIDE ADEQUATE PROTECTION DURING TRANSPORT.
  - GEOMETRIC FEATURES NOT DIMENSIONED ARE CONTROLLED BY 3D MODEL.




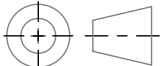
REVISIONS			
REV.	DESCRIPTION	DATE	BY
A	INITIAL DRAWING RELEASE (REV 1 SAME AS REV A)	11/15/2018	RGM
B	UPDATE TO CURRENT REVISION	1/12/2021	KC
C	ADD HOLES & SLOTS C/L ALIGNMENT TOLERANCE ± .008	7/13/2021	KC

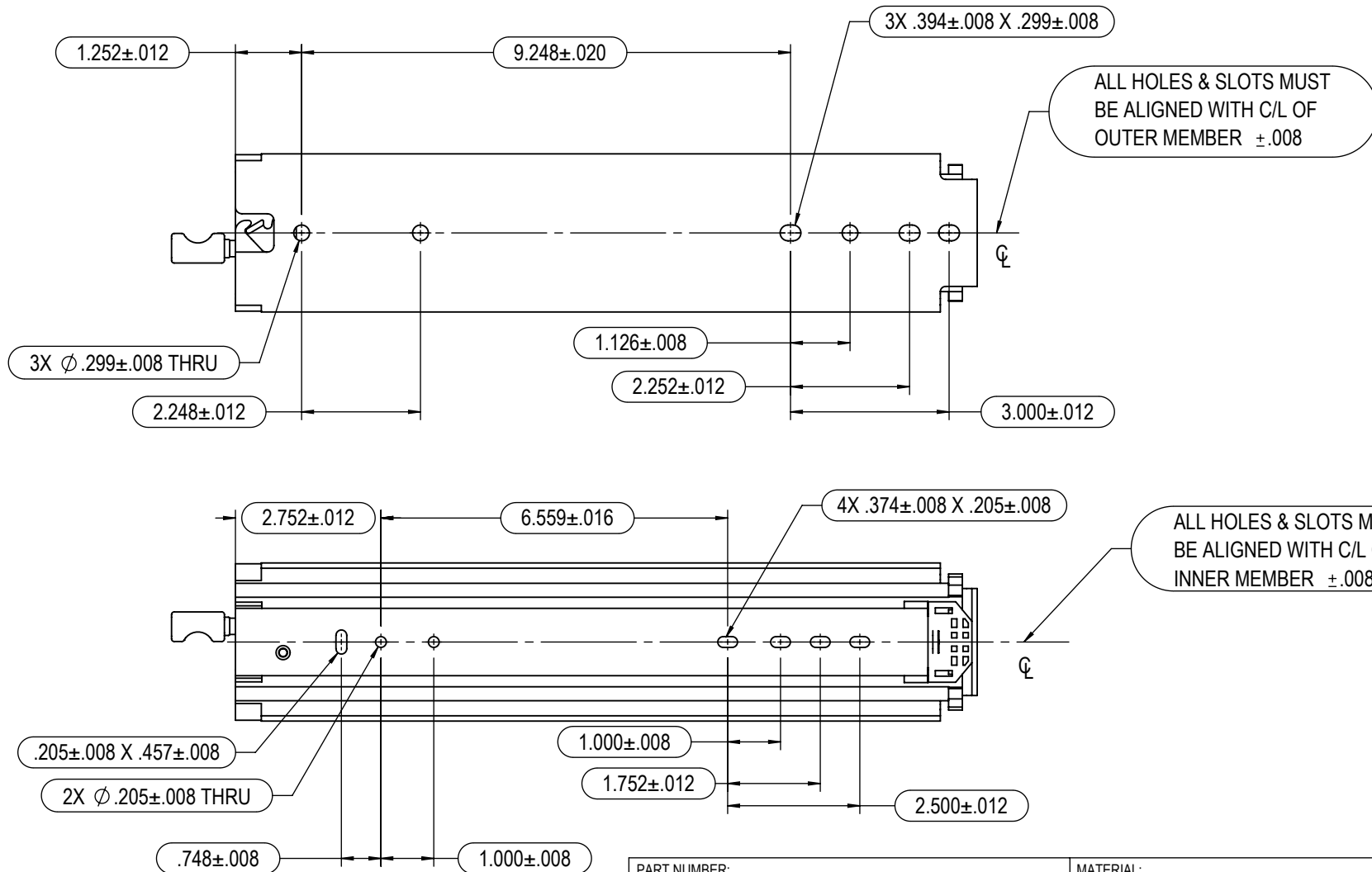
RECOMMENDED  
INNER SLIDE MEMBER:  
#10 MACHINE OR WOOD PAN HEAD SCREW FOR ALL THRU HOLES AND SLOTTED THRU HOLES.

OUTER SLIDE MEMBER:  
1/4 HEX BOLT, #14 PAN HEAD WOOD SCREW FOR ALL THRU HOLES AND SLOTTED THRU HOLES.


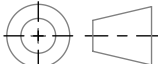
SIDE SPACE = .750" - .783"

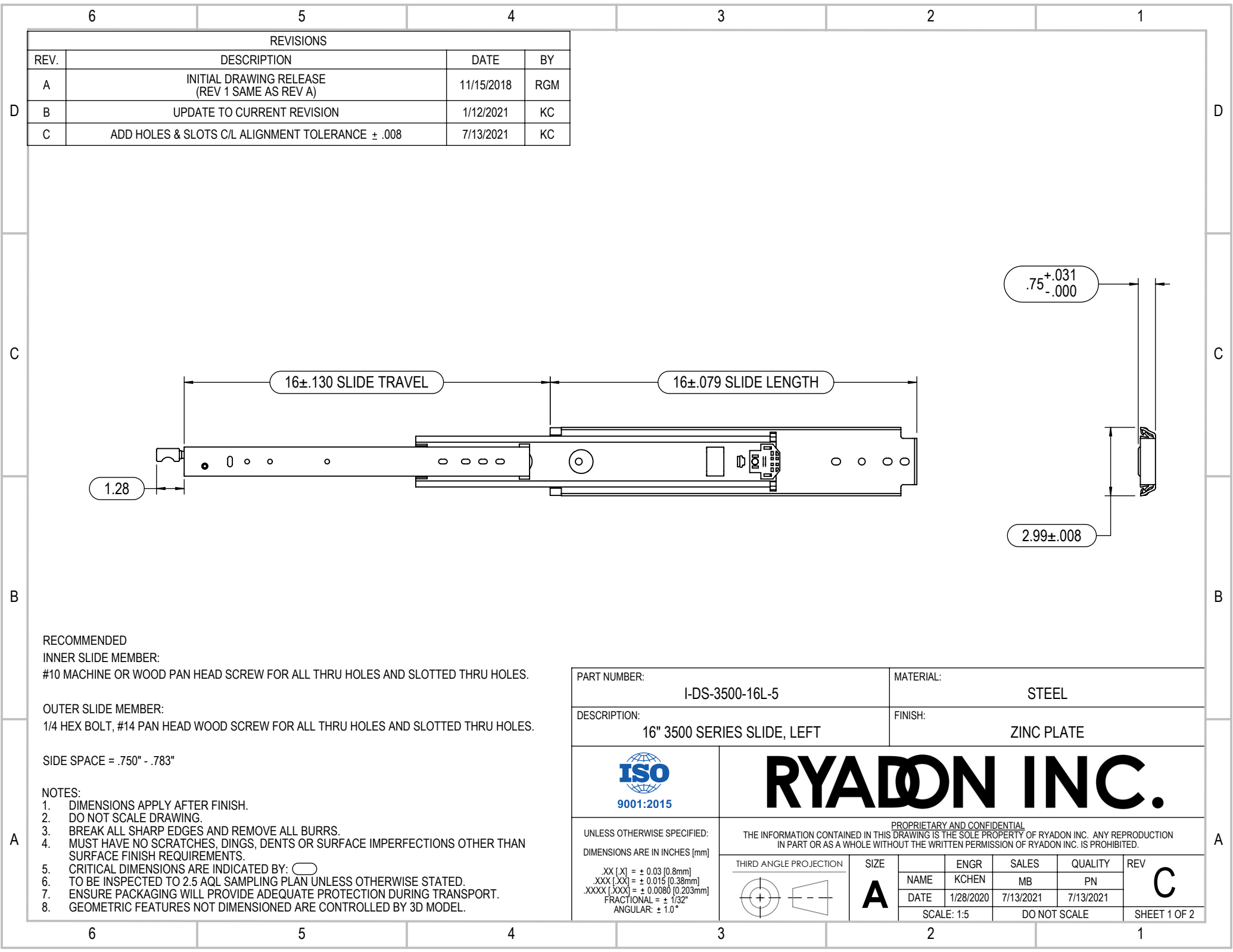
- NOTES:
- DIMENSIONS APPLY AFTER FINISH.
  - DO NOT SCALE DRAWING.
  - BREAK ALL SHARP EDGES AND REMOVE ALL BURRS.
  - MUST HAVE NO SCRATCHES, DINGS, DENTS OR SURFACE IMPERFECTIONS OTHER THAN SURFACE FINISH REQUIREMENTS.
  - CRITICAL DIMENSIONS ARE INDICATED BY:
  - TO BE INSPECTED TO 2.5 AQL SAMPLING PLAN UNLESS OTHERWISE STATED.
  - ENSURE PACKAGING WILL PROVIDE ADEQUATE PROTECTION DURING TRANSPORT.
  - GEOMETRIC FEATURES NOT DIMENSIONED ARE CONTROLLED BY 3D MODEL.

PART NUMBER: I-DS-3500-14L-5		MATERIAL: STEEL					
DESCRIPTION: 14" 3500 SERIES SLIDE, LEFT		FINISH: ZINC PLATE					
		<b>RYADON INC.</b>					
UNLESS OTHERWISE SPECIFIED: DIMENSIONS ARE IN INCHES [mm]  XX [X] = ± 0.03 [0.8mm] .XXX [XX] = ± 0.015 [0.38mm] .XXXX [XXX] = ± 0.0080 [0.203mm] FRACTIONAL = ± 1/32" ANGULAR: ± 1.0°		PROPRIETARY AND CONFIDENTIAL THE INFORMATION CONTAINED IN THIS DRAWING IS THE SOLE PROPERTY OF RYADON INC. ANY REPRODUCTION IN PART OR AS A WHOLE WITHOUT THE WRITTEN PERMISSION OF RYADON INC. IS PROHIBITED.					
	THIRD ANGLE PROJECTION	SIZE <b>A</b>		ENGR	SALES	QUALITY	REV <b>C</b>
			NAME	KCHEN	MB	PN	
			DATE	3/6/2020	7/13/2021	7/13/2021	
			SCALE: 1:4		DO NOT SCALE		
						SHEET 1 OF 2	



- NOTES:
1. DIMENSIONS APPLY AFTER FINISH.
  2. DO NOT SCALE DRAWING.
  3. BREAK ALL SHARP EDGES AND REMOVE ALL BURRS.
  4. MUST HAVE NO SCRATCHES, DINGS, DENTS OR SURFACE IMPERFECTIONS OTHER THAN SURFACE FINISH REQUIREMENTS.
  5. CRITICAL DIMENSIONS ARE INDICATED BY:
  6. TO BE INSPECTED TO 2.5 AQL SAMPLING PLAN UNLESS OTHERWISE STATED.
  7. ENSURE PACKAGING WILL PROVIDE ADEQUATE PROTECTION DURING TRANSPORT.
  8. GEOMETRIC FEATURES NOT DIMENSIONED ARE CONTROLLED BY 3D MODEL.

PART NUMBER: I-DS-3500-14L-5		MATERIAL: STEEL						
DESCRIPTION: 14" 3500 SERIES SLIDE, LEFT		FINISH: ZINC PLATE						
<div></div>		<div>RYADON INC.</div>						
UNLESS OTHERWISE SPECIFIED: DIMENSIONS ARE IN INCHES [mm]  XX [X] = ± 0.03 [0.8mm] XXX [XX] = ± 0.015 [0.38mm] XXXX [XXX] = ± 0.0080 [0.203mm] FRACTIONAL = ± 1/32" ANGULAR: ± 1.0°		PROPRIETARY AND CONFIDENTIAL THE INFORMATION CONTAINED IN THIS DRAWING IS THE SOLE PROPERTY OF RYADON INC. ANY REPRODUCTION IN PART OR AS A WHOLE WITHOUT THE WRITTEN PERMISSION OF RYADON INC. IS PROHIBITED.						
<div>THIRD ANGLE PROJECTION</div> <div></div>		SIZE		ENGR	SALES	QUALITY	REV	
		A		NAME	KCHEN	MB	PN	C
				DATE	3/6/2020	7/13/2021	7/13/2021	
			SCALE: 1:3		DO NOT SCALE		SHEET 2 OF 2	



REVISIONS			
REV.	DESCRIPTION	DATE	BY
A	INITIAL DRAWING RELEASE (REV 1 SAME AS REV A)	11/15/2018	RGM
B	UPDATE TO CURRENT REVISION	1/12/2021	KC
C	ADD HOLES & SLOTS C/L ALIGNMENT TOLERANCE ± .008	7/13/2021	KC

RECOMMENDED

INNER SLIDE MEMBER:

#10 MACHINE OR WOOD PAN HEAD SCREW FOR ALL THRU HOLES AND SLOTTED THRU HOLES.


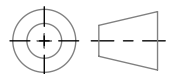
OUTER SLIDE MEMBER:

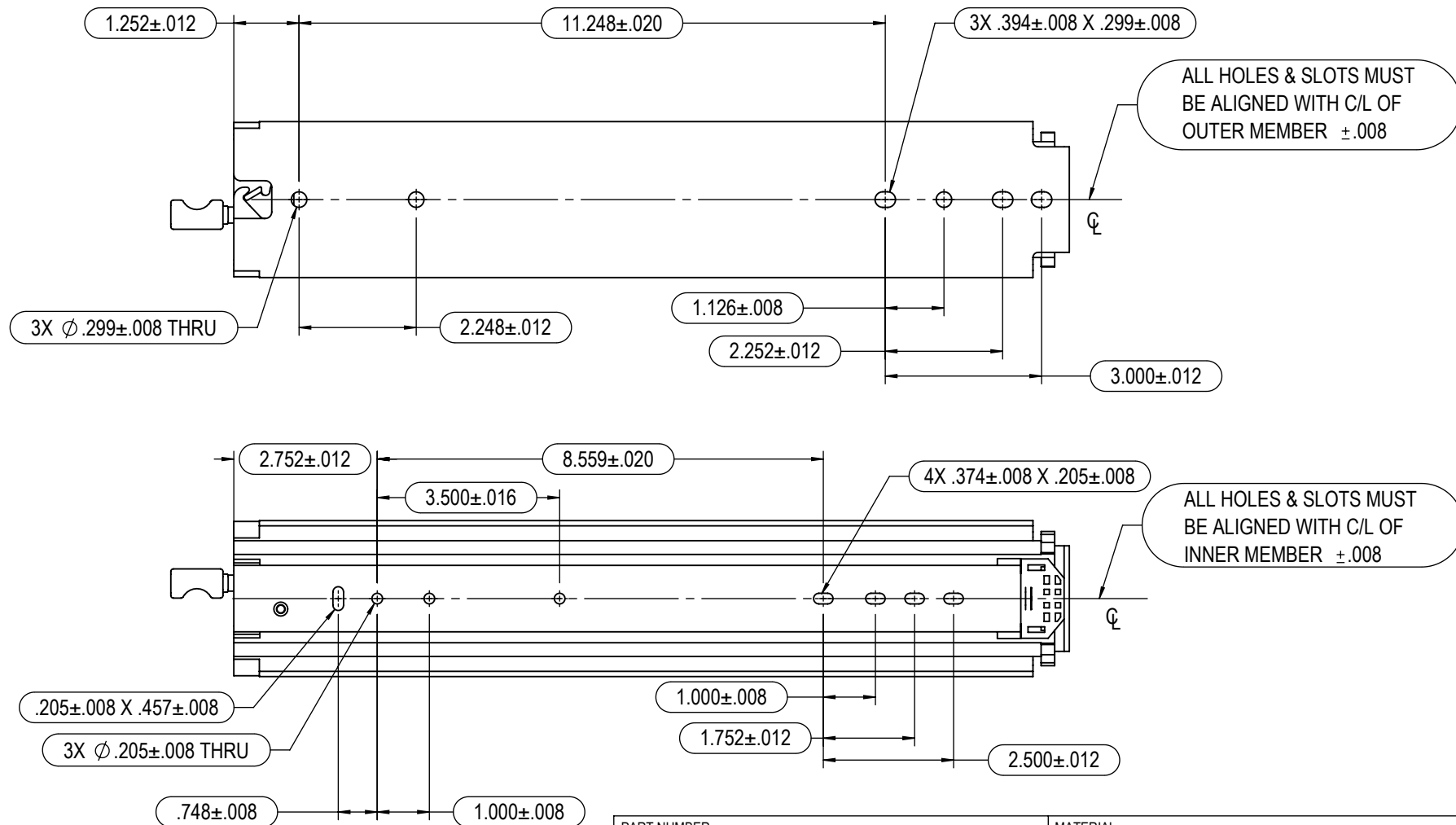
1/4 HEX BOLT, #14 PAN HEAD WOOD SCREW FOR ALL THRU HOLES AND SLOTTED THRU HOLES.

SIDE SPACE = .750" - .783"


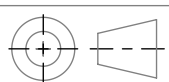
NOTES:

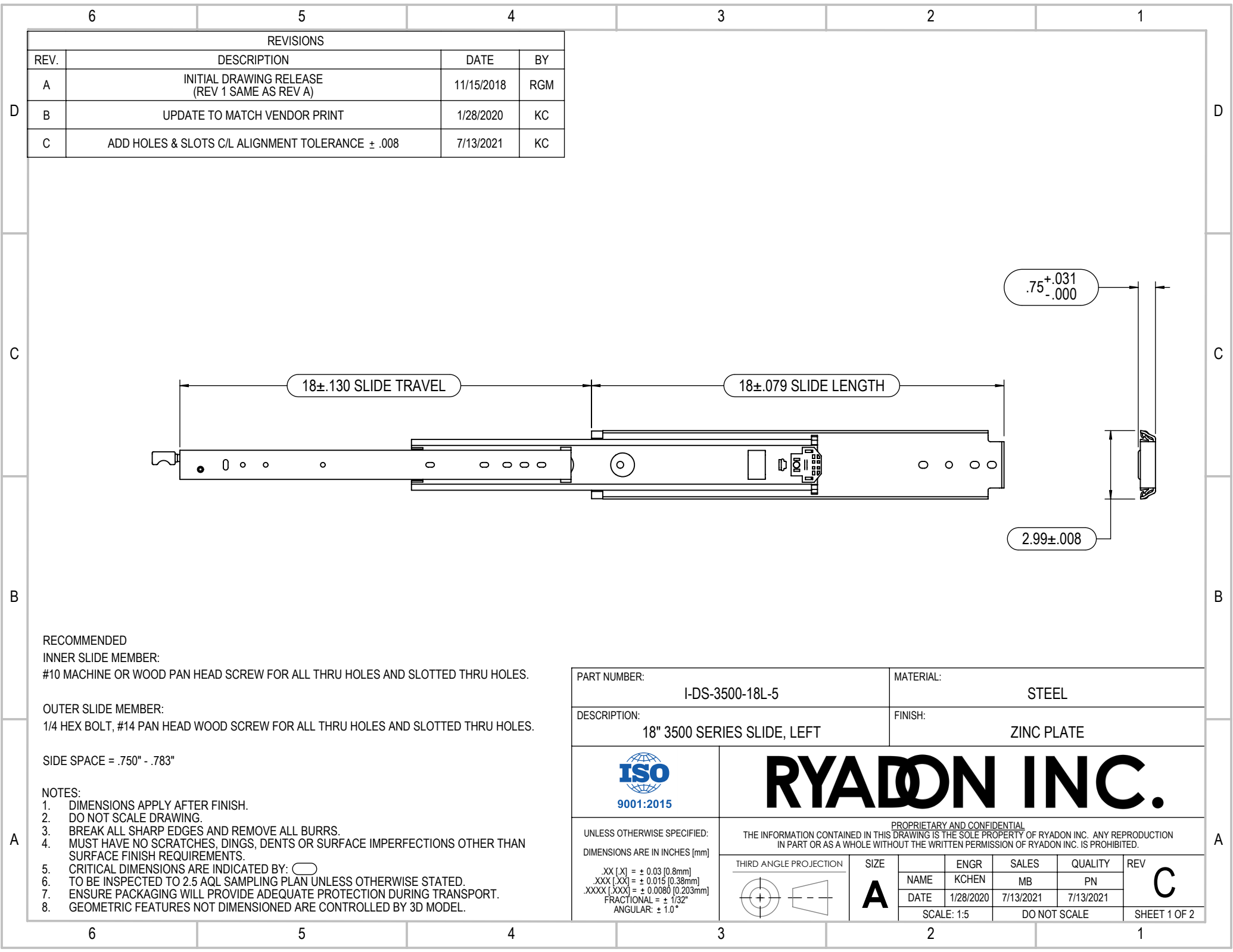
- DIMENSIONS APPLY AFTER FINISH.
- DO NOT SCALE DRAWING.
- BREAK ALL SHARP EDGES AND REMOVE ALL BURRS.
- MUST HAVE NO SCRATCHES, DINGS, DENTS OR SURFACE IMPERFECTIONS OTHER THAN SURFACE FINISH REQUIREMENTS.
- CRITICAL DIMENSIONS ARE INDICATED BY:
- TO BE INSPECTED TO 2.5 AQL SAMPLING PLAN UNLESS OTHERWISE STATED.
- ENSURE PACKAGING WILL PROVIDE ADEQUATE PROTECTION DURING TRANSPORT.
- GEOMETRIC FEATURES NOT DIMENSIONED ARE CONTROLLED BY 3D MODEL.

PART NUMBER: I-DS-3500-16L-5		MATERIAL: STEEL							
DESCRIPTION: 16" 3500 SERIES SLIDE, LEFT		FINISH: ZINC PLATE							
		<b>RYADON INC.</b>							
UNLESS OTHERWISE SPECIFIED: DIMENSIONS ARE IN INCHES [mm]  XX [X] = ± 0.03 [0.8mm] .XXX [XX] = ± 0.015 [0.38mm] .XXXX [XXX] = ± 0.0080 [0.203mm] FRACTIONAL = ± 1/32" ANGULAR: ± 1.0°		PROPRIETARY AND CONFIDENTIAL THE INFORMATION CONTAINED IN THIS DRAWING IS THE SOLE PROPERTY OF RYADON INC. ANY REPRODUCTION IN PART OR AS A WHOLE WITHOUT THE WRITTEN PERMISSION OF RYADON INC. IS PROHIBITED.							
		THIRD ANGLE PROJECTION		SIZE		REV <b>C</b>			
		<b>A</b>		NAME	ENGR		SALES	QUALITY	
				KCHEN	MB		PN		
				DATE	1/28/2020		7/13/2021	7/13/2021	
				SCALE: 1:5		DO NOT SCALE		SHEET 1 OF 2	



- NOTES:
1. DIMENSIONS APPLY AFTER FINISH.
  2. DO NOT SCALE DRAWING.
  3. BREAK ALL SHARP EDGES AND REMOVE ALL BURRS.
  4. MUST HAVE NO SCRATCHES, DINGS, DENTS OR SURFACE IMPERFECTIONS OTHER THAN SURFACE FINISH REQUIREMENTS.
  5. CRITICAL DIMENSIONS ARE INDICATED BY:
  6. TO BE INSPECTED TO 2.5 AQL SAMPLING PLAN UNLESS OTHERWISE STATED.
  7. ENSURE PACKAGING WILL PROVIDE ADEQUATE PROTECTION DURING TRANSPORT.
  8. GEOMETRIC FEATURES NOT DIMENSIONED ARE CONTROLLED BY 3D MODEL.

PART NUMBER: <b>I-DS-3500-16L-5</b>		MATERIAL: <b>STEEL</b>															
DESCRIPTION: <b>16" 3500 SERIES SLIDE, LEFT</b>		FINISH: <b>ZINC PLATE</b>															
		<b>RYADON INC.</b>															
UNLESS OTHERWISE SPECIFIED: DIMENSIONS ARE IN INCHES [mm]		PROPRIETARY AND CONFIDENTIAL THE INFORMATION CONTAINED IN THIS DRAWING IS THE SOLE PROPERTY OF RYADON INC. ANY REPRODUCTION IN PART OR AS A WHOLE WITHOUT THE WRITTEN PERMISSION OF RYADON INC. IS PROHIBITED.															
THIRD ANGLE PROJECTION 		SIZE <b>A</b>	<table border="1"> <tr> <th>ENGR</th> <th>SALES</th> <th>QUALITY</th> <th>REV</th> </tr> <tr> <td>KCHEN</td> <td>MB</td> <td>PN</td> <td rowspan="3"><b>C</b></td> </tr> <tr> <td>DATE</td> <td>1/28/2020</td> <td>7/13/2021</td> </tr> <tr> <td colspan="3">SCALE: 1:3</td> </tr> </table>	ENGR	SALES	QUALITY	REV	KCHEN	MB	PN	<b>C</b>	DATE	1/28/2020	7/13/2021	SCALE: 1:3		
ENGR	SALES	QUALITY	REV														
KCHEN	MB	PN	<b>C</b>														
DATE	1/28/2020	7/13/2021															
SCALE: 1:3																	
.XX [X] = ± 0.03 [0.8mm] .XXX [XX] = ± 0.015 [0.38mm] .XXXX [XXX] = ± 0.0080 [0.203mm] FRACTIONAL = ± 1/32" ANGULAR = ± 1.0°		DO NOT SCALE SHEET 2 OF 2															



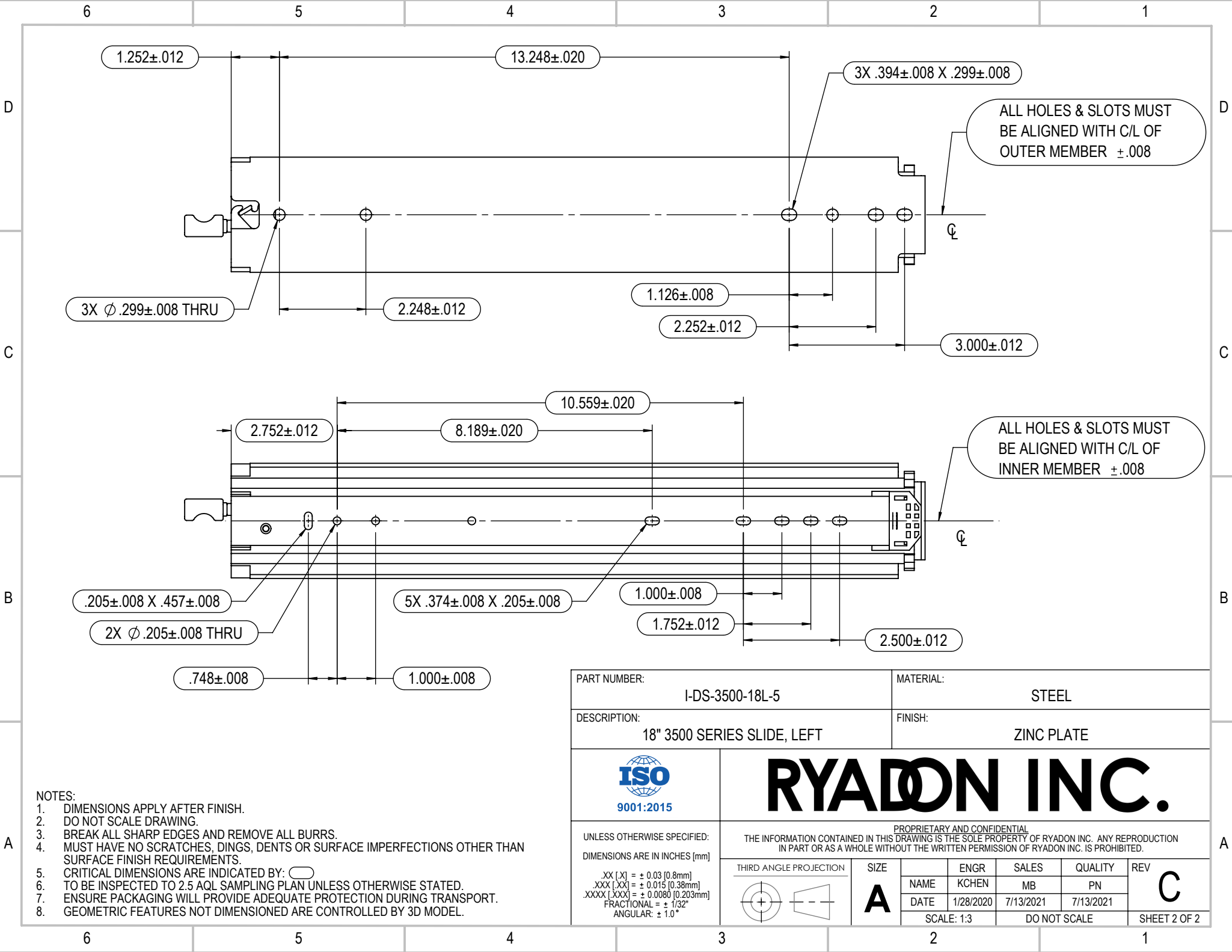
RECOMMENDED  
INNER SLIDE MEMBER:  
#10 MACHINE OR WOOD PAN HEAD SCREW FOR ALL THRU HOLES AND SLOTTED THRU HOLES.


OUTER SLIDE MEMBER:  
1/4 HEX BOLT, #14 PAN HEAD WOOD SCREW FOR ALL THRU HOLES AND SLOTTED THRU HOLES.


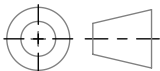
SIDE SPACE = .750" - .783"

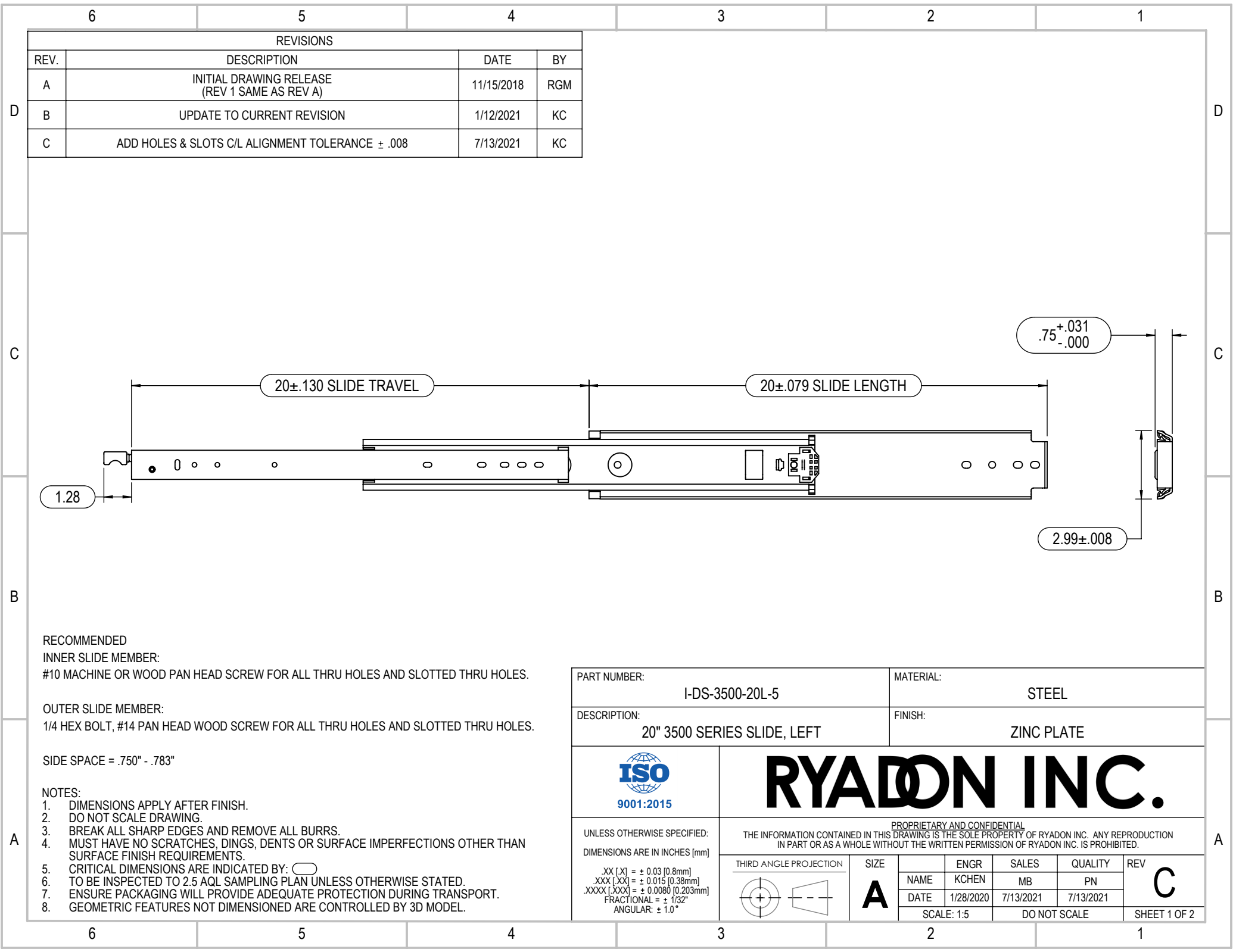
- NOTES:
- 1. DIMENSIONS APPLY AFTER FINISH.
  - 2. DO NOT SCALE DRAWING.
  - 3. BREAK ALL SHARP EDGES AND REMOVE ALL BURRS.
  - 4. MUST HAVE NO SCRATCHES, DINGS, DENTS OR SURFACE IMPERFECTIONS OTHER THAN SURFACE FINISH REQUIREMENTS.
  - 5. CRITICAL DIMENSIONS ARE INDICATED BY:
  - 6. TO BE INSPECTED TO 2.5 AQL SAMPLING PLAN UNLESS OTHERWISE STATED.
  - 7. ENSURE PACKAGING WILL PROVIDE ADEQUATE PROTECTION DURING TRANSPORT.
  - 8. GEOMETRIC FEATURES NOT DIMENSIONED ARE CONTROLLED BY 3D MODEL.

PART NUMBER: <b>I-DS-3500-18L-5</b>		MATERIAL: <b>STEEL</b>			
DESCRIPTION: <b>18" 3500 SERIES SLIDE, LEFT</b>		FINISH: <b>ZINC PLATE</b>			
		<b>RYADON INC.</b>			
UNLESS OTHERWISE SPECIFIED: DIMENSIONS ARE IN INCHES [mm] .XX [X] = ± 0.03 [0.8mm] .XXX [XX] = ± 0.015 [0.38mm] .XXXX [XXX] = ± 0.0080 [0.203mm] FRACTIONAL = ± 1/32" ANGULAR: ± 1.0°		PROPRIETARY AND CONFIDENTIAL THE INFORMATION CONTAINED IN THIS DRAWING IS THE SOLE PROPERTY OF RYADON INC. ANY REPRODUCTION IN PART OR AS A WHOLE WITHOUT THE WRITTEN PERMISSION OF RYADON INC. IS PROHIBITED.			
THIRD ANGLE PROJECTION 		SIZE <b>A</b>	ENGR NAME KCHEN DATE 1/28/2020	SALES MB 7/13/2021	QUALITY PN 7/13/2021
			SCALE: 1:5 DO NOT SCALE		REV <b>C</b> SHEET 1 OF 2



NOTES:  
1. DIMENSIONS APPLY AFTER FINISH.  
2. DO NOT SCALE DRAWING.  
3. BREAK ALL SHARP EDGES AND REMOVE ALL BURRS.  
4. MUST HAVE NO SCRATCHES, DINGS, DENTS OR SURFACE IMPERFECTIONS OTHER THAN SURFACE FINISH REQUIREMENTS.  
5. CRITICAL DIMENSIONS ARE INDICATED BY:   
6. TO BE INSPECTED TO 2.5 AQL SAMPLING PLAN UNLESS OTHERWISE STATED.  
7. ENSURE PACKAGING WILL PROVIDE ADEQUATE PROTECTION DURING TRANSPORT.  
8. GEOMETRIC FEATURES NOT DIMENSIONED ARE CONTROLLED BY 3D MODEL.

PART NUMBER: I-DS-3500-18L-5		MATERIAL: STEEL					
DESCRIPTION: 18" 3500 SERIES SLIDE, LEFT		FINISH: ZINC PLATE					
<div> 9001:2015</div>		<div>RYADON INC.</div>					
UNLESS OTHERWISE SPECIFIED: DIMENSIONS ARE IN INCHES [mm]  XX [X] = ± 0.03 [0.8mm] .XXX [XX] = ± 0.015 [0.38mm] .XXXX [XXX] = ± 0.0080 [0.203mm] FRACTIONAL = ± 1/32" ANGULAR = ± 1.0°		<div>PROPRIETARY AND CONFIDENTIAL</div> <div>THE INFORMATION CONTAINED IN THIS DRAWING IS THE SOLE PROPERTY OF RYADON INC. ANY REPRODUCTION IN PART OR AS A WHOLE WITHOUT THE WRITTEN PERMISSION OF RYADON INC. IS PROHIBITED.</div>					
<div>THIRD ANGLE PROJECTION</div> <div></div>		SIZE	ENGR	SALES	QUALITY	REV	
		A	NAME	KCHEN	MB	PN	C
			DATE	1/28/2020	7/13/2021	7/13/2021	
			SCALE: 1:3		DO NOT SCALE		





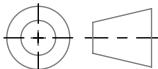
REVISIONS			
REV.	DESCRIPTION	DATE	BY
A	INITIAL DRAWING RELEASE (REV 1 SAME AS REV A)	11/15/2018	RGM
B	UPDATE TO CURRENT REVISION	1/12/2021	KC
C	ADD HOLES & SLOTS C/L ALIGNMENT TOLERANCE ± .008	7/13/2021	KC

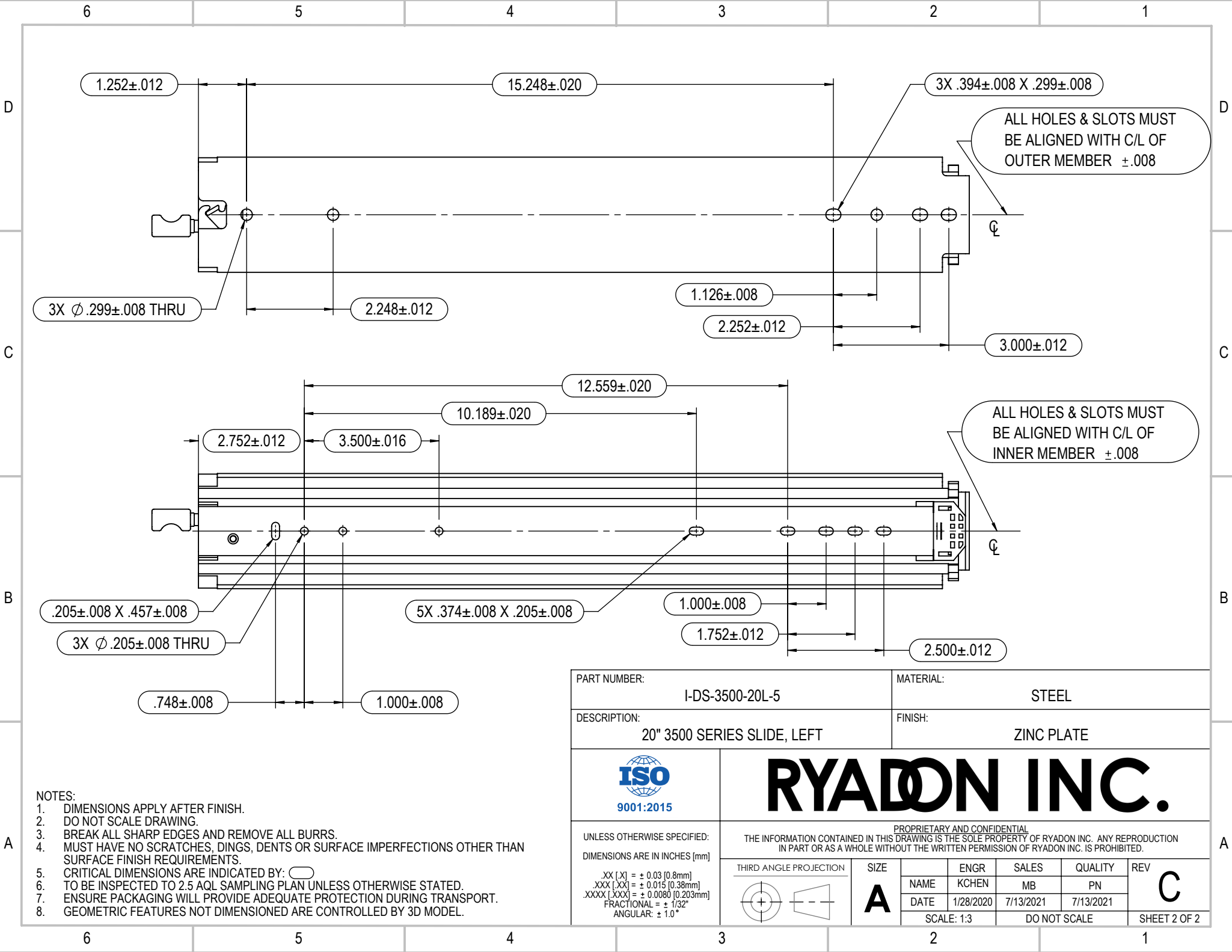
RECOMMENDED  
INNER SLIDE MEMBER:  
#10 MACHINE OR WOOD PAN HEAD SCREW FOR ALL THRU HOLES AND SLOTTED THRU HOLES.

OUTER SLIDE MEMBER:  
1/4 HEX BOLT, #14 PAN HEAD WOOD SCREW FOR ALL THRU HOLES AND SLOTTED THRU HOLES.


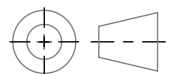
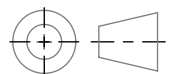
SIDE SPACE = .750" - .783"

- NOTES:
- DIMENSIONS APPLY AFTER FINISH.
  - DO NOT SCALE DRAWING.
  - BREAK ALL SHARP EDGES AND REMOVE ALL BURRS.
  - MUST HAVE NO SCRATCHES, DINGS, DENTS OR SURFACE IMPERFECTIONS OTHER THAN SURFACE FINISH REQUIREMENTS.
  - CRITICAL DIMENSIONS ARE INDICATED BY: 
  - TO BE INSPECTED TO 2.5 AQL SAMPLING PLAN UNLESS OTHERWISE STATED.
  - ENSURE PACKAGING WILL PROVIDE ADEQUATE PROTECTION DURING TRANSPORT.
  - GEOMETRIC FEATURES NOT DIMENSIONED ARE CONTROLLED BY 3D MODEL.

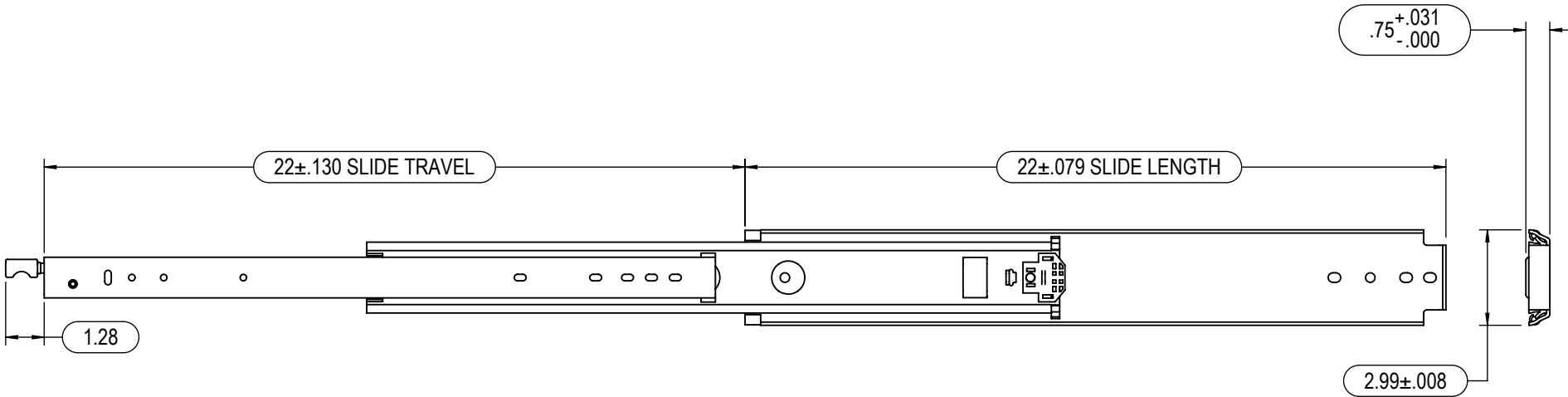
PART NUMBER: I-DS-3500-20L-5		MATERIAL: STEEL					
DESCRIPTION: 20" 3500 SERIES SLIDE, LEFT		FINISH: ZINC PLATE					
		<b>RYADON INC.</b>					
UNLESS OTHERWISE SPECIFIED: DIMENSIONS ARE IN INCHES [mm]  XX [X] = ± 0.03 [0.8mm] .XXX [XX] = ± 0.015 [0.38mm] .XXXX [XXX] = ± 0.0080 [0.203mm] FRACTIONAL = ± 1/32" ANGULAR: ± 1.0°		PROPRIETARY AND CONFIDENTIAL THE INFORMATION CONTAINED IN THIS DRAWING IS THE SOLE PROPERTY OF RYADON INC. ANY REPRODUCTION IN PART OR AS A WHOLE WITHOUT THE WRITTEN PERMISSION OF RYADON INC. IS PROHIBITED.					
	THIRD ANGLE PROJECTION	SIZE <b>A</b>	ENGR	SALES	QUALITY	REV <b>C</b>	
			NAME	KCHEN	MB		PN
			DATE	1/28/2020	7/13/2021		7/13/2021
			SCALE: 1:5		DO NOT SCALE		
				SHEET 1 OF 2			



- NOTES:
1. DIMENSIONS APPLY AFTER FINISH.
  2. DO NOT SCALE DRAWING.
  3. BREAK ALL SHARP EDGES AND REMOVE ALL BURRS.
  4. MUST HAVE NO SCRATCHES, DINGS, DENTS OR SURFACE IMPERFECTIONS OTHER THAN SURFACE FINISH REQUIREMENTS.
  5. CRITICAL DIMENSIONS ARE INDICATED BY:
  6. TO BE INSPECTED TO 2.5 AQL SAMPLING PLAN UNLESS OTHERWISE STATED.
  7. ENSURE PACKAGING WILL PROVIDE ADEQUATE PROTECTION DURING TRANSPORT.
  8. GEOMETRIC FEATURES NOT DIMENSIONED ARE CONTROLLED BY 3D MODEL.

PART NUMBER: I-DS-3500-20L-5		MATERIAL: STEEL					
DESCRIPTION: 20" 3500 SERIES SLIDE, LEFT		FINISH: ZINC PLATE					
		<b>RYADON INC.</b>					
UNLESS OTHERWISE SPECIFIED: DIMENSIONS ARE IN INCHES [mm]  .XX [X] = ± 0.03 [0.8mm] .XXX [XX] = ± 0.015 [0.38mm] .XXXX [XXX] = ± 0.0080 [0.203mm] FRACTIONAL = ± 1/32" ANGULAR: ± 1.0°		PROPRIETARY AND CONFIDENTIAL THE INFORMATION CONTAINED IN THIS DRAWING IS THE SOLE PROPERTY OF RYADON INC. ANY REPRODUCTION IN PART OR AS A WHOLE WITHOUT THE WRITTEN PERMISSION OF RYADON INC. IS PROHIBITED.					
	THIRD ANGLE PROJECTION	SIZE	ENGR	SALES	QUALITY	REV	
		<b>A</b>	NAME	KCHEN	MB	PN	<b>C</b>
			DATE	1/28/2020	7/13/2021	7/13/2021	
			SCALE: 1:3	DO NOT SCALE		SHEET 2 OF 2	

REVISIONS			
REV.	DESCRIPTION	DATE	BY
A	INITIAL DRAWING RELEASE (REV 1 SAME AS REV A)	11/15/2018	RGM
B	UPDATE TO CURRENT REVISION	1/12/2021	KC
C	ADD HOLES & SLOTS C/L ALIGNMENT TOLERANCE $\pm .008$	7/22/2021	KC



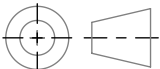






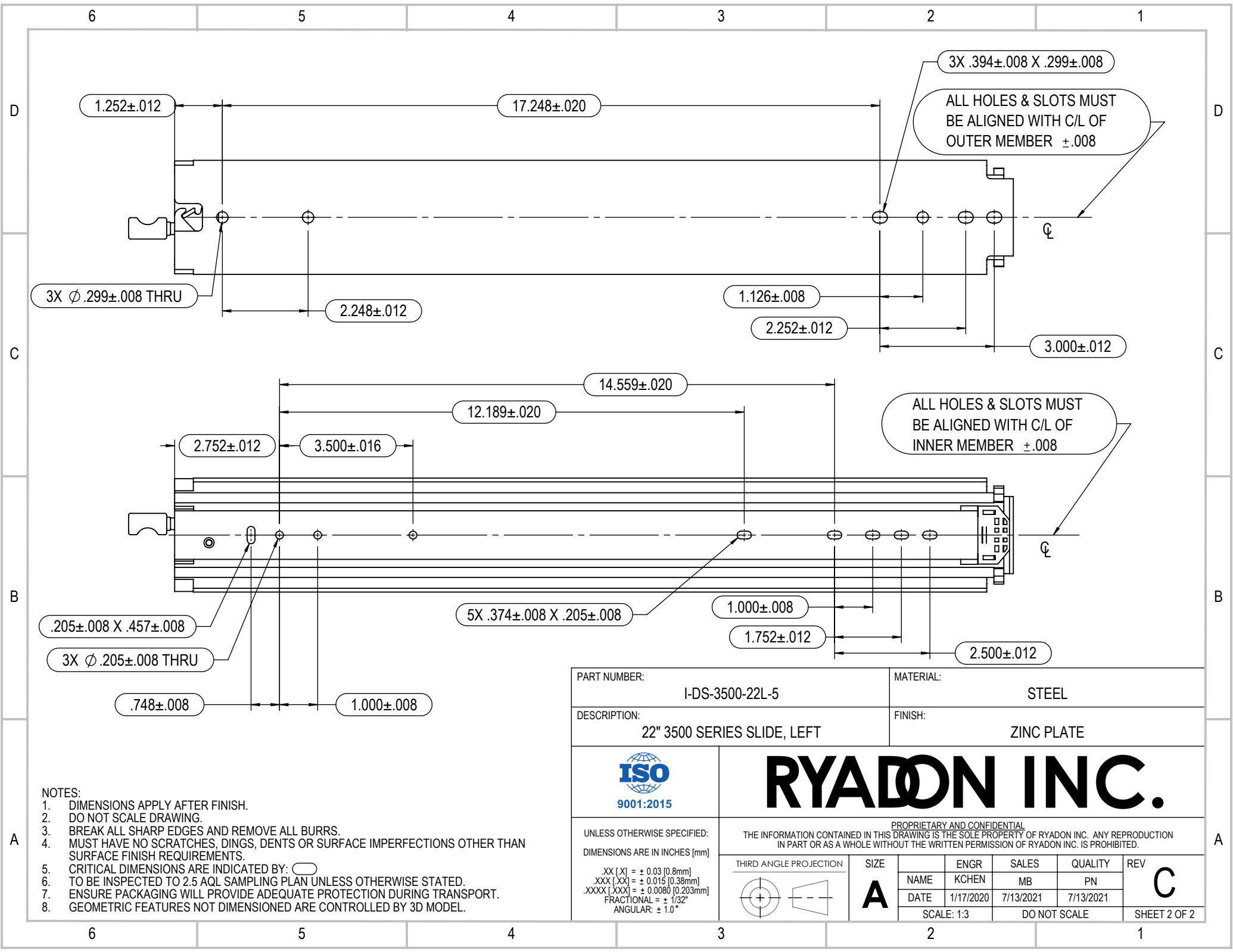
RECOMMENDED  
 INNER SLIDE MEMBER:  
 #10 MACHINE OR WOOD PAN HEAD SCREW FOR ALL THRU HOLES AND SLOTTED THRU HOLES.


OUTER SLIDE MEMBER:  
 1/4 HEX BOLT, #14 PAN HEAD WOOD SCREW FOR ALL THRU HOLES AND SLOTTED THRU HOLES.


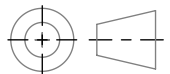
SIDE SPACE = .750" - .783"

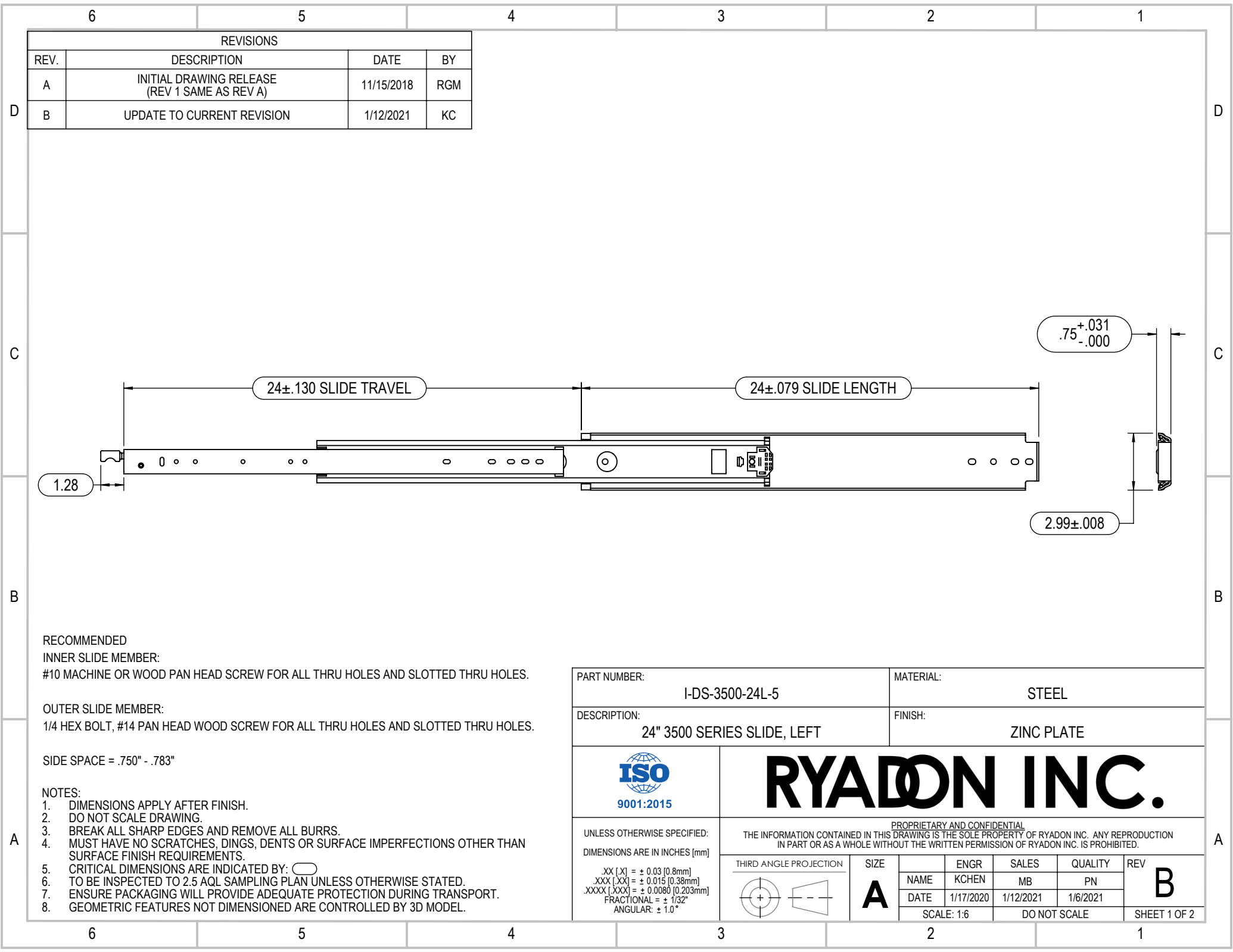
- NOTES:
- DIMENSIONS APPLY AFTER FINISH.
  - DO NOT SCALE DRAWING.
  - BREAK ALL SHARP EDGES AND REMOVE ALL BURRS.
  - MUST HAVE NO SCRATCHES, DINGS, DENTS OR SURFACE IMPERFECTIONS OTHER THAN SURFACE FINISH REQUIREMENTS.
  - CRITICAL DIMENSIONS ARE INDICATED BY:
  - TO BE INSPECTED TO 2.5 AQL SAMPLING PLAN UNLESS OTHERWISE STATED.
  - ENSURE PACKAGING WILL PROVIDE ADEQUATE PROTECTION DURING TRANSPORT.
  - GEOMETRIC FEATURES NOT DIMENSIONED ARE CONTROLLED BY 3D MODEL.

PART NUMBER: I-DS-3500-22L-5		MATERIAL: STEEL																		
DESCRIPTION: 22" 3500 SERIES SLIDE, LEFT		FINISH: ZINC PLATE																		
																				
UNLESS OTHERWISE SPECIFIED: DIMENSIONS ARE IN INCHES [mm]  XX [X] = ± 0.03 [0.8mm] .XXX [XX] = ± 0.015 [0.38mm] .XXXX [XXX] = ± 0.0080 [0.203mm] FRACTIONAL = ± 1/32" ANGULAR: ± 1.0°		PROPRIETARY AND CONFIDENTIAL THE INFORMATION CONTAINED IN THIS DRAWING IS THE SOLE PROPERTY OF RYADON INC. ANY REPRODUCTION IN PART OR AS A WHOLE WITHOUT THE WRITTEN PERMISSION OF RYADON INC. IS PROHIBITED.																		
		THIRD ANGLE PROJECTION		SIZE 		<table><tr><td>ENGR</td><td>SALES</td><td>QUALITY</td><td rowspan="4">REV </td></tr><tr><td>NAME KCHEN</td><td>MB</td><td>PN</td></tr><tr><td>DATE 1/17/2020</td><td>7/13/2021</td><td>7/13/2021</td></tr><tr><td colspan="2">SCALE: 1:5</td><td>DO NOT SCALE</td></tr></table>		ENGR	SALES	QUALITY	REV 	NAME KCHEN	MB	PN	DATE 1/17/2020	7/13/2021	7/13/2021	SCALE: 1:5		DO NOT SCALE
ENGR	SALES	QUALITY	REV 																	
NAME KCHEN	MB	PN																		
DATE 1/17/2020	7/13/2021	7/13/2021																		
SCALE: 1:5		DO NOT SCALE																		
						SHEET 1 OF 2														



- NOTES:
1. DIMENSIONS APPLY AFTER FINISH.
  2. DO NOT SCALE DRAWING.
  3. BREAK ALL SHARP EDGES AND REMOVE ALL BURRS.
  4. MUST HAVE NO SCRATCHES, DINGS, DENTS OR SURFACE IMPERFECTIONS OTHER THAN SURFACE FINISH REQUIREMENTS.
  5. CRITICAL DIMENSIONS ARE INDICATED BY: 
  6. TO BE INSPECTED TO 2.5 AQL SAMPLING PLAN UNLESS OTHERWISE STATED.
  7. ENSURE PACKAGING WILL PROVIDE ADEQUATE PROTECTION DURING TRANSPORT.
  8. GEOMETRIC FEATURES NOT DIMENSIONED ARE CONTROLLED BY 3D MODEL.

PART NUMBER: <b>I-DS-3500-22L-5</b>		MATERIAL: <b>STEEL</b>											
DESCRIPTION: <b>22" 3500 SERIES SLIDE, LEFT</b>		FINISH: <b>ZINC PLATE</b>											
		<b>RYADON INC.</b>											
UNLESS OTHERWISE SPECIFIED: DIMENSIONS ARE IN INCHES [mm] .XX [X] = ± 0.03 [0.8mm] .XXX [XX] = ± 0.015 [0.38mm] .XXXX [XXX] = ± 0.0080 [0.203mm] FRACTIONAL = ± 1/32" ANGULAR: ± 1.0°		PROPRIETARY AND CONFIDENTIAL THE INFORMATION CONTAINED IN THIS DRAWING IS THE SOLE PROPERTY OF RYADON INC. ANY REPRODUCTION IN PART OR AS A WHOLE WITHOUT THE WRITTEN PERMISSION OF RYADON INC. IS PROHIBITED.											
	THIRD ANGLE PROJECTION	SIZE <b>A</b>	<table border="1"><tr><td>ENGR</td><td>SALES</td><td>QUALITY</td><td rowspan="3">REV <b>C</b></td></tr><tr><td>NAME KCHEN</td><td>MB</td><td>PN</td></tr><tr><td>DATE 1/17/2020</td><td>7/13/2021</td><td>7/13/2021</td></tr></table>	ENGR	SALES	QUALITY	REV <b>C</b>	NAME KCHEN	MB	PN	DATE 1/17/2020	7/13/2021	7/13/2021
	ENGR	SALES	QUALITY	REV <b>C</b>									
	NAME KCHEN	MB	PN										
DATE 1/17/2020	7/13/2021	7/13/2021											
SCALE: 1:3		DO NOT SCALE											
		SHEET 2 OF 2											




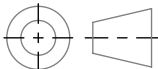
REVISIONS			
REV.	DESCRIPTION	DATE	BY
A	INITIAL DRAWING RELEASE (REV 1 SAME AS REV A)	11/15/2018	RGM
B	UPDATE TO CURRENT REVISION	1/12/2021	KC

RECOMMENDED  
INNER SLIDE MEMBER:  
#10 MACHINE OR WOOD PAN HEAD SCREW FOR ALL THRU HOLES AND SLOTTED THRU HOLES.

OUTER SLIDE MEMBER:  
1/4 HEX BOLT, #14 PAN HEAD WOOD SCREW FOR ALL THRU HOLES AND SLOTTED THRU HOLES.

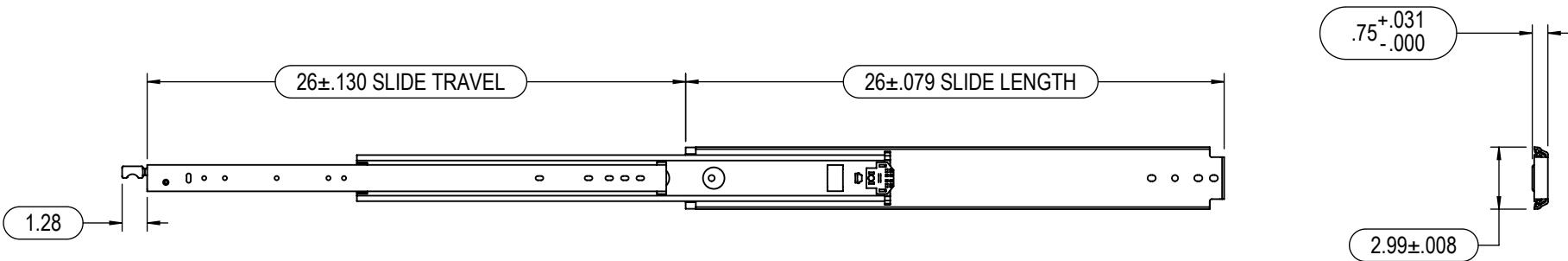
SIDE SPACE = .750" - .783"

- NOTES:
- DIMENSIONS APPLY AFTER FINISH.
  - DO NOT SCALE DRAWING.
  - BREAK ALL SHARP EDGES AND REMOVE ALL BURRS.
  - MUST HAVE NO SCRATCHES, DINGS, DENTS OR SURFACE IMPERFECTIONS OTHER THAN SURFACE FINISH REQUIREMENTS.
  - CRITICAL DIMENSIONS ARE INDICATED BY:
  - TO BE INSPECTED TO 2.5 AQL SAMPLING PLAN UNLESS OTHERWISE STATED.
  - ENSURE PACKAGING WILL PROVIDE ADEQUATE PROTECTION DURING TRANSPORT.
  - GEOMETRIC FEATURES NOT DIMENSIONED ARE CONTROLLED BY 3D MODEL.

PART NUMBER: I-DS-3500-24L-5		MATERIAL: STEEL						
DESCRIPTION: 24" 3500 SERIES SLIDE, LEFT		FINISH: ZINC PLATE						
		RYADON INC.						
UNLESS OTHERWISE SPECIFIED: DIMENSIONS ARE IN INCHES [mm]  .XX [X] = ± 0.03 [0.8mm] .XXX [XX] = ± 0.015 [0.38mm] .XXXX [XXX] = ± 0.0080 [0.203mm] FRACTIONAL = ± 1/32" ANGULAR: ± 1.0°		PROPRIETARY AND CONFIDENTIAL THE INFORMATION CONTAINED IN THIS DRAWING IS THE SOLE PROPERTY OF RYADON INC. ANY REPRODUCTION IN PART OR AS A WHOLE WITHOUT THE WRITTEN PERMISSION OF RYADON INC. IS PROHIBITED.						
		THIRD ANGLE PROJECTION		SIZE		REV <div>B</div>		
		<div>A</div>		NAME	ENGR		SALES	QUALITY
				KCHEN			MB	PN
				DATE	1/17/2020		1/12/2021	1/6/2021
		SCALE: 1:6		DO NOT SCALE		SHEET 1 OF 2		



REVISIONS			
REV.	DESCRIPTION	DATE	BY
A	INITIAL RELEASE	1/12/2021	KC
B	ADD HOLES & SLOTS C/L ALIGNMENT TOLERANCE $\pm .008$	7/13/2021	KC



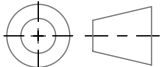







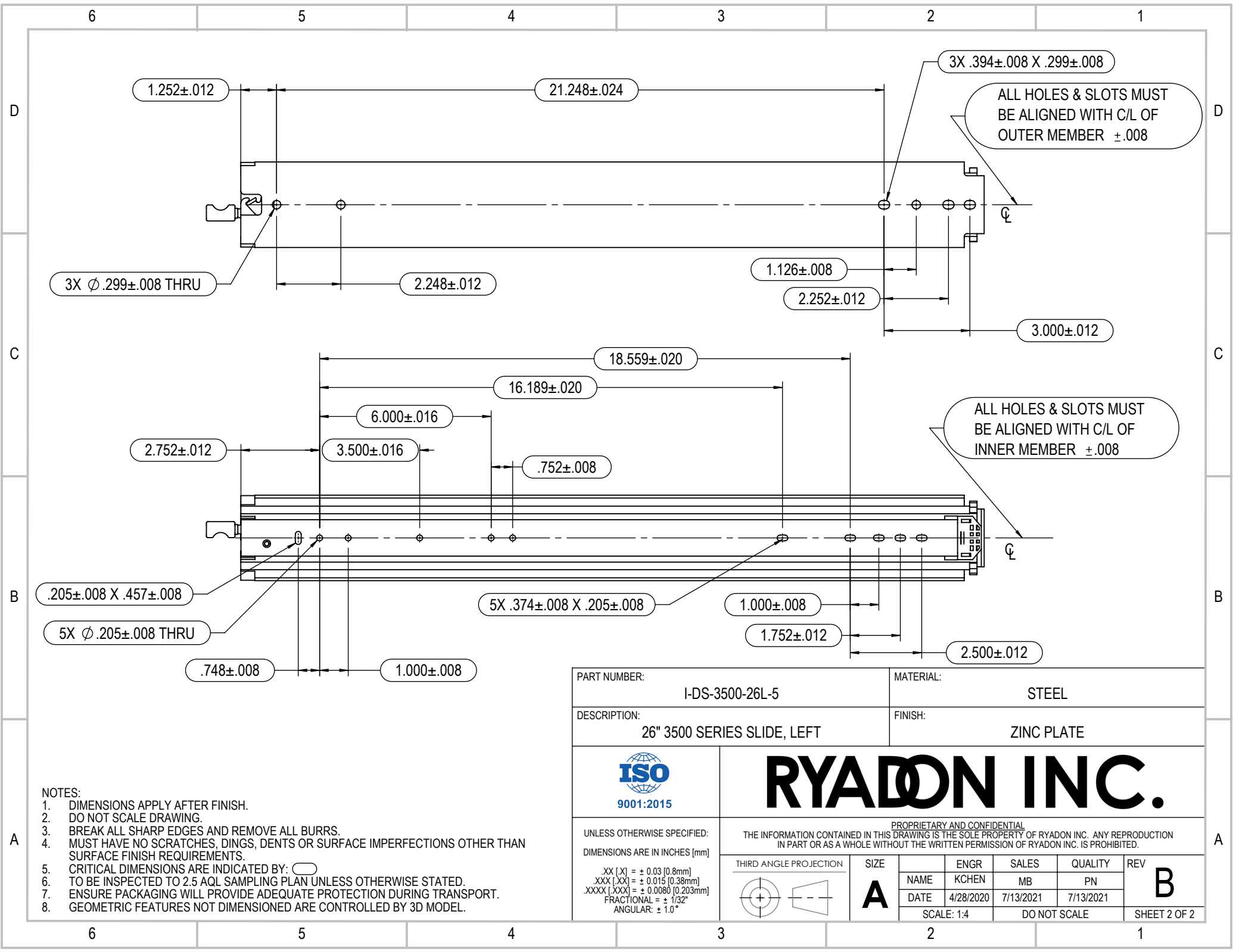
RECOMMENDED  
 INNER SLIDE MEMBER:  
 #10 MACHINE OR WOOD PAN HEAD SCREW FOR ALL THRU HOLES AND SLOTTED THRU HOLES.


OUTER SLIDE MEMBER:  
 1/4 HEX BOLT, #14 PAN HEAD WOOD SCREW FOR ALL THRU HOLES AND SLOTTED THRU HOLES.


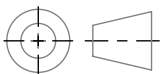
SIDE SPACE = .750" - .783"

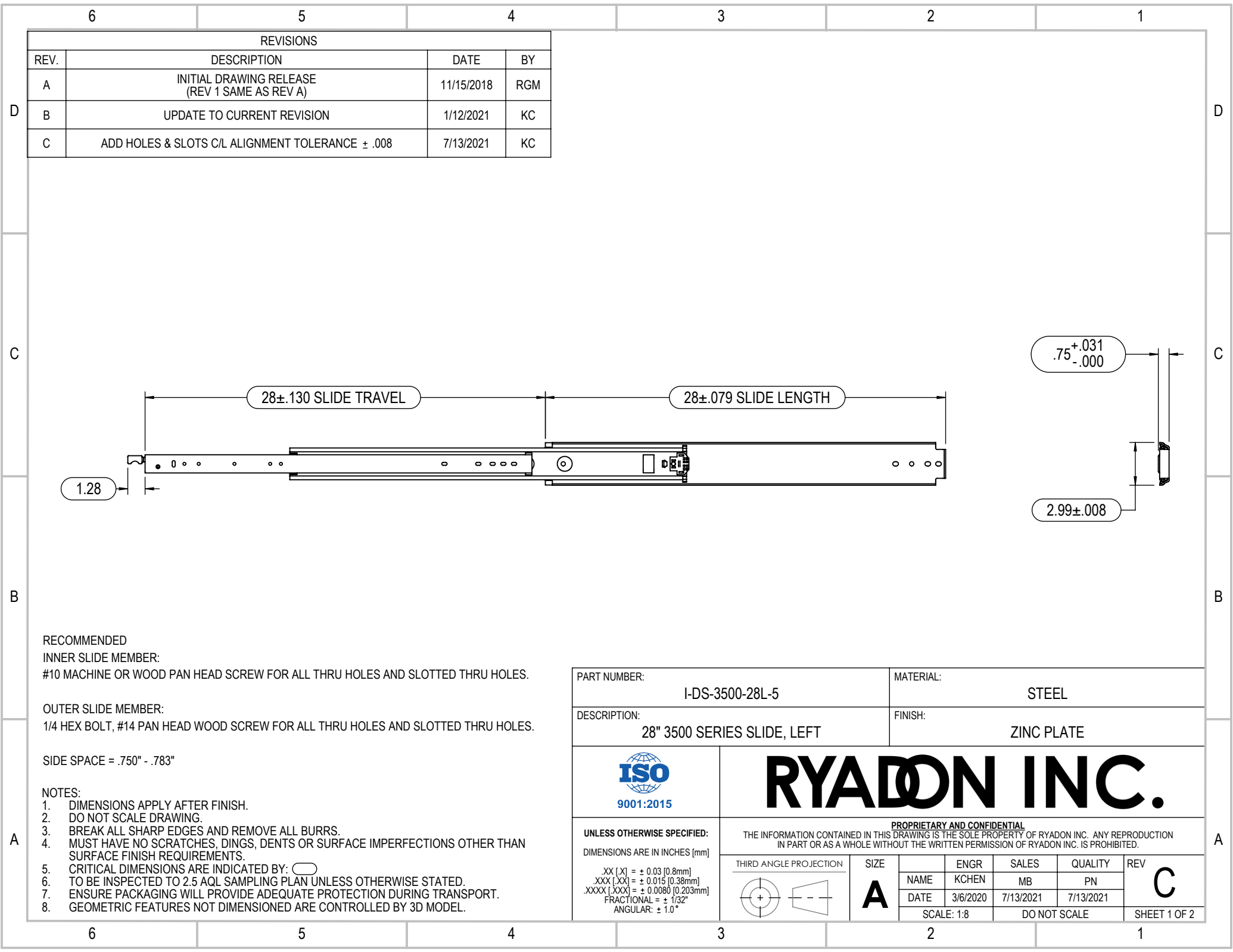
- NOTES:
- DIMENSIONS APPLY AFTER FINISH.
  - DO NOT SCALE DRAWING.
  - BREAK ALL SHARP EDGES AND REMOVE ALL BURRS.
  - MUST HAVE NO SCRATCHES, DINGS, DENTS OR SURFACE IMPERFECTIONS OTHER THAN SURFACE FINISH REQUIREMENTS.
  - CRITICAL DIMENSIONS ARE INDICATED BY:
  - TO BE INSPECTED TO 2.5 AQL SAMPLING PLAN UNLESS OTHERWISE STATED.
  - ENSURE PACKAGING WILL PROVIDE ADEQUATE PROTECTION DURING TRANSPORT.
  - GEOMETRIC FEATURES NOT DIMENSIONED ARE CONTROLLED BY 3D MODEL.

PART NUMBER: I-DS-3500-26L-5		MATERIAL: STEEL				
DESCRIPTION: 26" 3500 SERIES SLIDE, LEFT		FINISH: ZINC PLATE				
						
UNLESS OTHERWISE SPECIFIED: DIMENSIONS ARE IN INCHES [mm]  .XX [X] = ± 0.03 [0.8mm] .XXX [XX] = ± 0.015 [0.38mm] .XXXX [XXX] = ± 0.0080 [0.203mm] FRACTIONAL = ± 1/32" ANGULAR: ± 1.0°		PROPRIETARY AND CONFIDENTIAL THE INFORMATION CONTAINED IN THIS DRAWING IS THE SOLE PROPERTY OF RYADON INC. ANY REPRODUCTION IN PART OR AS A WHOLE WITHOUT THE WRITTEN PERMISSION OF RYADON INC. IS PROHIBITED.				
						
		SCALE: 1:8	DO NOT SCALE		SHEET 1 OF 2	



NOTES:  
1. DIMENSIONS APPLY AFTER FINISH.  
2. DO NOT SCALE DRAWING.  
3. BREAK ALL SHARP EDGES AND REMOVE ALL BURRS.  
4. MUST HAVE NO SCRATCHES, DINGS, DENTS OR SURFACE IMPERFECTIONS OTHER THAN SURFACE FINISH REQUIREMENTS.  
5. CRITICAL DIMENSIONS ARE INDICATED BY:   
6. TO BE INSPECTED TO 2.5 AQL SAMPLING PLAN UNLESS OTHERWISE STATED.  
7. ENSURE PACKAGING WILL PROVIDE ADEQUATE PROTECTION DURING TRANSPORT.  
8. GEOMETRIC FEATURES NOT DIMENSIONED ARE CONTROLLED BY 3D MODEL.

PART NUMBER: I-DS-3500-26L-5		MATERIAL: STEEL					
DESCRIPTION: 26" 3500 SERIES SLIDE, LEFT		FINISH: ZINC PLATE					
<div></div>		<div>RYADON INC.</div>					
UNLESS OTHERWISE SPECIFIED: DIMENSIONS ARE IN INCHES [mm]  XX [X] = ± 0.03 [0.8mm] .XXX [XX] = ± 0.015 [0.38mm] XXXX [XXX] = ± 0.0080 [0.203mm] FRACTIONAL = ± 1/32" ANGULAR = ± 1.0°		PROPRIETARY AND CONFIDENTIAL THE INFORMATION CONTAINED IN THIS DRAWING IS THE SOLE PROPERTY OF RYADON INC. ANY REPRODUCTION IN PART OR AS A WHOLE WITHOUT THE WRITTEN PERMISSION OF RYADON INC. IS PROHIBITED.					
<div><div>THIRD ANGLE PROJECTION</div><div></div></div>		SIZE	ENGR	SALES	QUALITY	REV	
		A	NAME	KCHEN	MB	PN	B
			DATE	4/28/2020	7/13/2021	7/13/2021	
			SCALE: 1:4	DO NOT SCALE		SHEET 2 OF 2	



RECOMMENDED

INNER SLIDE MEMBER:

#10 MACHINE OR WOOD PAN HEAD SCREW FOR ALL THRU HOLES AND SLOTTED THRU HOLES.


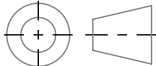
OUTER SLIDE MEMBER:

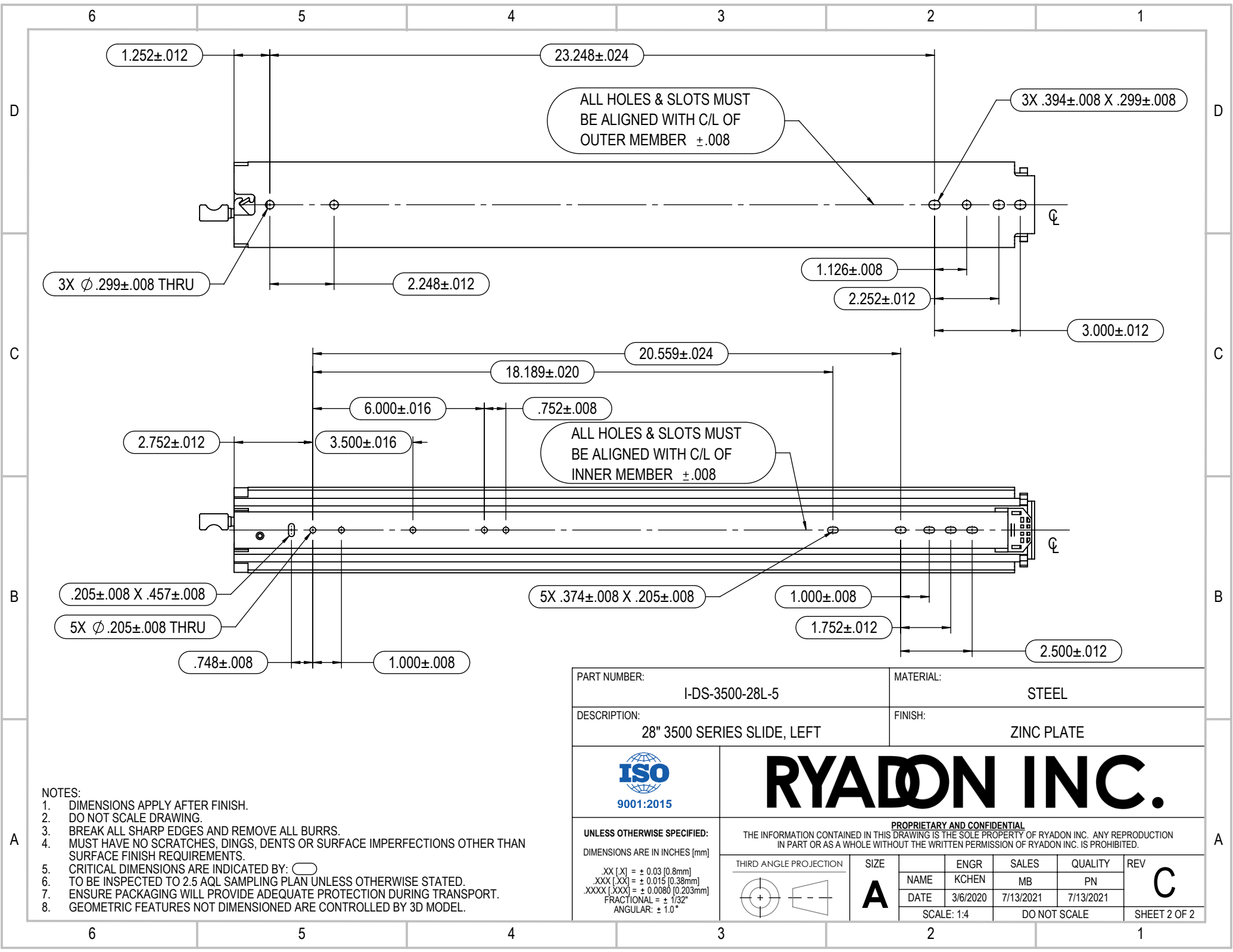
1/4 HEX BOLT, #14 PAN HEAD WOOD SCREW FOR ALL THRU HOLES AND SLOTTED THRU HOLES.

SIDE SPACE = .750" - .783"

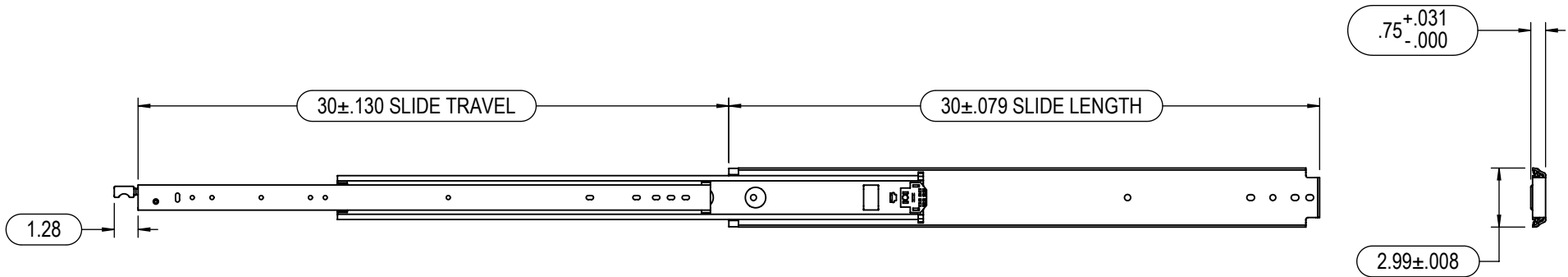
NOTES:

1. DIMENSIONS APPLY AFTER FINISH.
2. DO NOT SCALE DRAWING.
3. BREAK ALL SHARP EDGES AND REMOVE ALL BURRS.
4. MUST HAVE NO SCRATCHES, DINGS, DENTS OR SURFACE IMPERFECTIONS OTHER THAN SURFACE FINISH REQUIREMENTS.
5. CRITICAL DIMENSIONS ARE INDICATED BY:
6. TO BE INSPECTED TO 2.5 AQL SAMPLING PLAN UNLESS OTHERWISE STATED.
7. ENSURE PACKAGING WILL PROVIDE ADEQUATE PROTECTION DURING TRANSPORT.
8. GEOMETRIC FEATURES NOT DIMENSIONED ARE CONTROLLED BY 3D MODEL.

PART NUMBER: I-DS-3500-28L-5		MATERIAL: STEEL					
DESCRIPTION: 28" 3500 SERIES SLIDE, LEFT		FINISH: ZINC PLATE					
		<b>RYADON INC.</b>					
<b>UNLESS OTHERWISE SPECIFIED:</b> DIMENSIONS ARE IN INCHES [mm]  .XX [X] = ± 0.03 [0.8mm] .XXX [XX] = ± 0.015 [0.38mm] .XXXX [XXX] = ± 0.0080 [0.203mm] FRACTIONAL = ± 1/32" ANGULAR: ± 1.0°		<b>PROPRIETARY AND CONFIDENTIAL</b> THE INFORMATION CONTAINED IN THIS DRAWING IS THE SOLE PROPERTY OF RYADON INC. ANY REPRODUCTION IN PART OR AS A WHOLE WITHOUT THE WRITTEN PERMISSION OF RYADON INC. IS PROHIBITED.					
<div>THIRD ANGLE PROJECTION</div> 		SIZE <b>A</b>		ENGR	SALES	QUALITY	REV <b>C</b>
			NAME	KCHEN	MB	PN	
			DATE	3/6/2020	7/13/2021	7/13/2021	
			SCALE: 1:8	DO NOT SCALE		SHEET 1 OF 2	



REVISIONS			
REV.	DESCRIPTION	DATE	BY
A	INITIAL DRAWING RELEASE (REV 1 SAME AS REV A)	11/15/2018	RGM
B	UPDATE TO CURRENT REVISION	1/12/2021	KC
C	ADD HOLES & SLOTS C/L ALIGNMENT TOLERANCE $\pm .008$	7/13/2021	KC



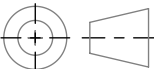




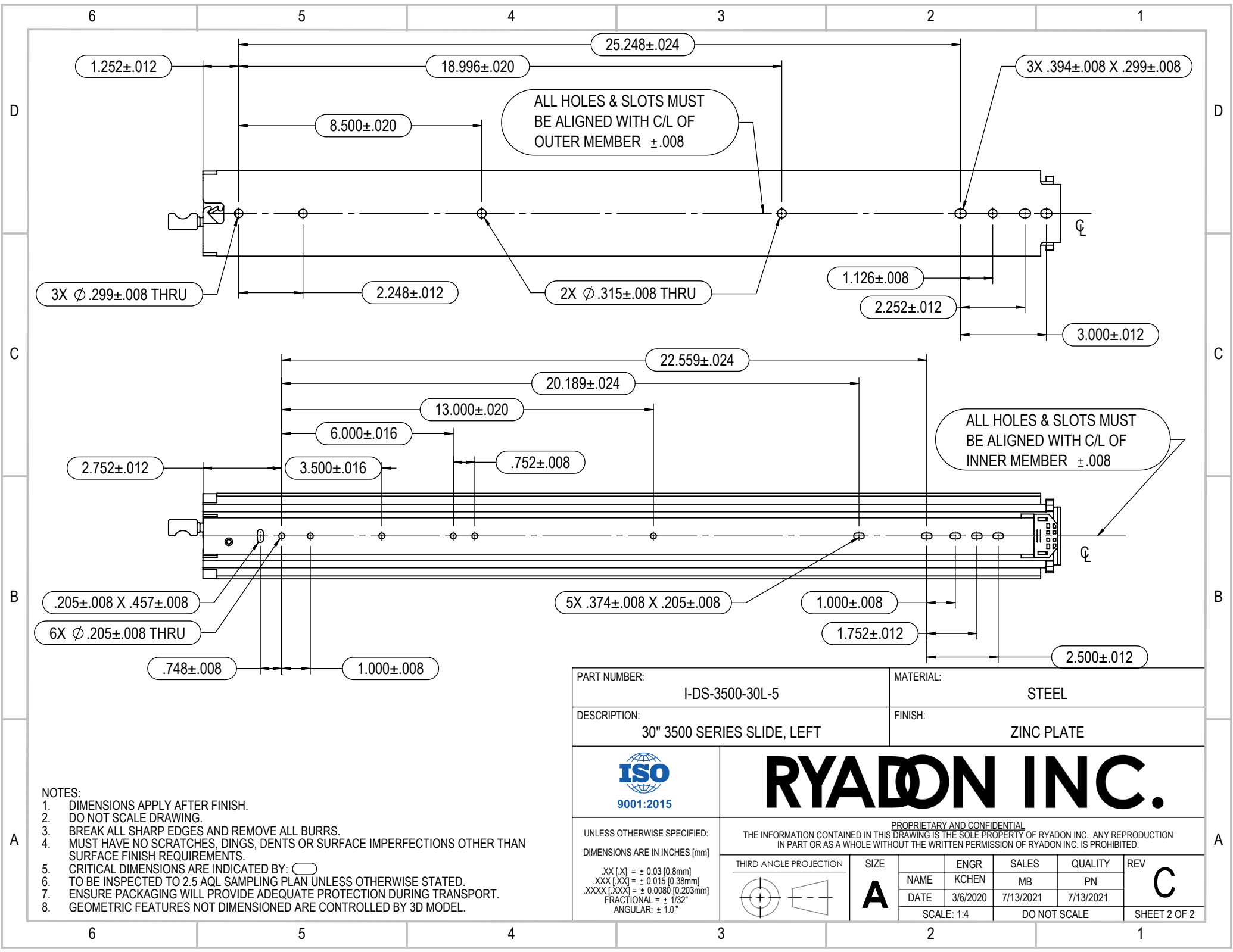
RECOMMENDED  
 INNER SLIDE MEMBER:  
 #10 MACHINE OR WOOD PAN HEAD SCREW FOR ALL THRU HOLES AND SLOTTED THRU HOLES.


OUTER SLIDE MEMBER:  
 1/4 HEX BOLT, #14 PAN HEAD WOOD SCREW FOR ALL THRU HOLES AND SLOTTED THRU HOLES.


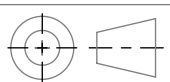
SIDE SPACE = .750" - .783"

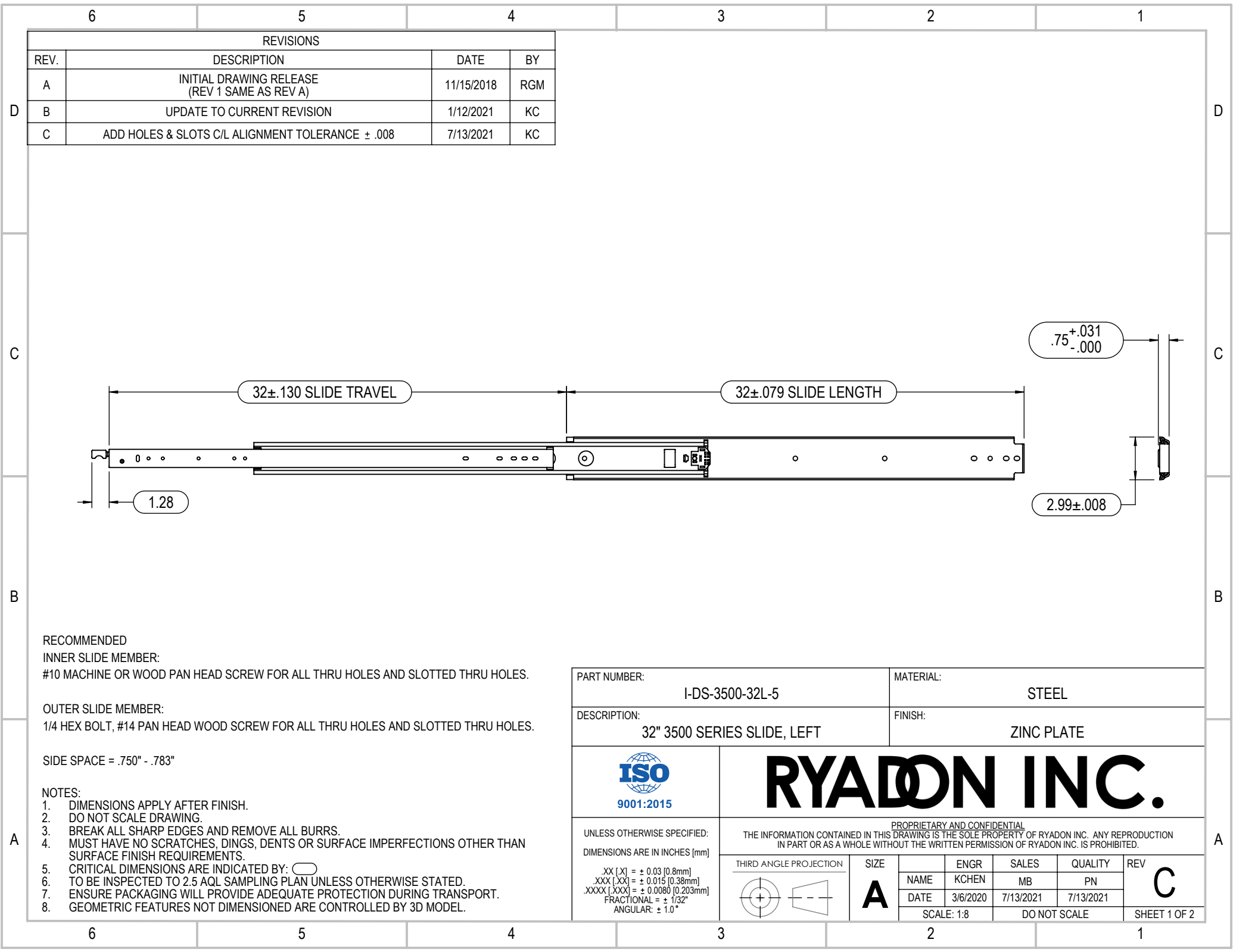
- NOTES:
- DIMENSIONS APPLY AFTER FINISH.
  - DO NOT SCALE DRAWING.
  - BREAK ALL SHARP EDGES AND REMOVE ALL BURRS.
  - MUST HAVE NO SCRATCHES, DINGS, DENTS OR SURFACE IMPERFECTIONS OTHER THAN SURFACE FINISH REQUIREMENTS.
  - CRITICAL DIMENSIONS ARE INDICATED BY:
  - TO BE INSPECTED TO 2.5 AQL SAMPLING PLAN UNLESS OTHERWISE STATED.
  - ENSURE PACKAGING WILL PROVIDE ADEQUATE PROTECTION DURING TRANSPORT.
  - GEOMETRIC FEATURES NOT DIMENSIONED ARE CONTROLLED BY 3D MODEL.

PART NUMBER: I-DS-3500-30L-5		MATERIAL: STEEL							
DESCRIPTION: 30" 3500 SERIES SLIDE, LEFT		FINISH: ZINC PLATE							
									
UNLESS OTHERWISE SPECIFIED: DIMENSIONS ARE IN INCHES [mm]  .XX [X] = ± 0.03 [0.8mm] .XXX [XX] = ± 0.015 [0.38mm] .XXXX [XXX] = ± 0.0080 [0.203mm] FRACTIONAL = ± 1/32" ANGULAR: ± 1.0°		PROPRIETARY AND CONFIDENTIAL THE INFORMATION CONTAINED IN THIS DRAWING IS THE SOLE PROPERTY OF RYADON INC. ANY REPRODUCTION IN PART OR AS A WHOLE WITHOUT THE WRITTEN PERMISSION OF RYADON INC. IS PROHIBITED.							
		THIRD ANGLE PROJECTION		SIZE					
				ENGR			SALES	QUALITY	
				NAME			KCHEN	MB	PN
				DATE			3/6/2020	7/13/2021	7/13/2021
		SCALE: 1:8		DO NOT SCALE			SHEET 1 OF 2		



NOTES:  
1. DIMENSIONS APPLY AFTER FINISH.  
2. DO NOT SCALE DRAWING.  
3. BREAK ALL SHARP EDGES AND REMOVE ALL BURRS.  
4. MUST HAVE NO SCRATCHES, DINGS, DENTS OR SURFACE IMPERFECTIONS OTHER THAN SURFACE FINISH REQUIREMENTS.  
5. CRITICAL DIMENSIONS ARE INDICATED BY:   
6. TO BE INSPECTED TO 2.5 AQL SAMPLING PLAN UNLESS OTHERWISE STATED.  
7. ENSURE PACKAGING WILL PROVIDE ADEQUATE PROTECTION DURING TRANSPORT.  
8. GEOMETRIC FEATURES NOT DIMENSIONED ARE CONTROLLED BY 3D MODEL.


PART NUMBER: <b>I-DS-3500-30L-5</b>		MATERIAL: <b>STEEL</b>				
DESCRIPTION: <b>30" 3500 SERIES SLIDE, LEFT</b>		FINISH: <b>ZINC PLATE</b>				
		<b>RYADON INC.</b>				
UNLESS OTHERWISE SPECIFIED: DIMENSIONS ARE IN INCHES [mm] .XX [X] = ± 0.03 [0.8mm] .XXX [XX] = ± 0.015 [0.38mm] .XXXX [XXX] = ± 0.0080 [0.203mm] FRACTIONAL = ± 1/32" ANGULAR = ± 1.0°		PROPRIETARY AND CONFIDENTIAL THE INFORMATION CONTAINED IN THIS DRAWING IS THE SOLE PROPERTY OF RYADON INC. ANY REPRODUCTION IN PART OR AS A WHOLE WITHOUT THE WRITTEN PERMISSION OF RYADON INC. IS PROHIBITED.				
	THIRD ANGLE PROJECTION	SIZE <b>A</b>	ENGR KCHEN	SALES MB	QUALITY PN	REV <b>C</b>
			DATE 3/6/2020	7/13/2021	7/13/2021	
			SCALE: 1:4		DO NOT SCALE	


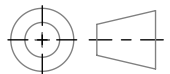


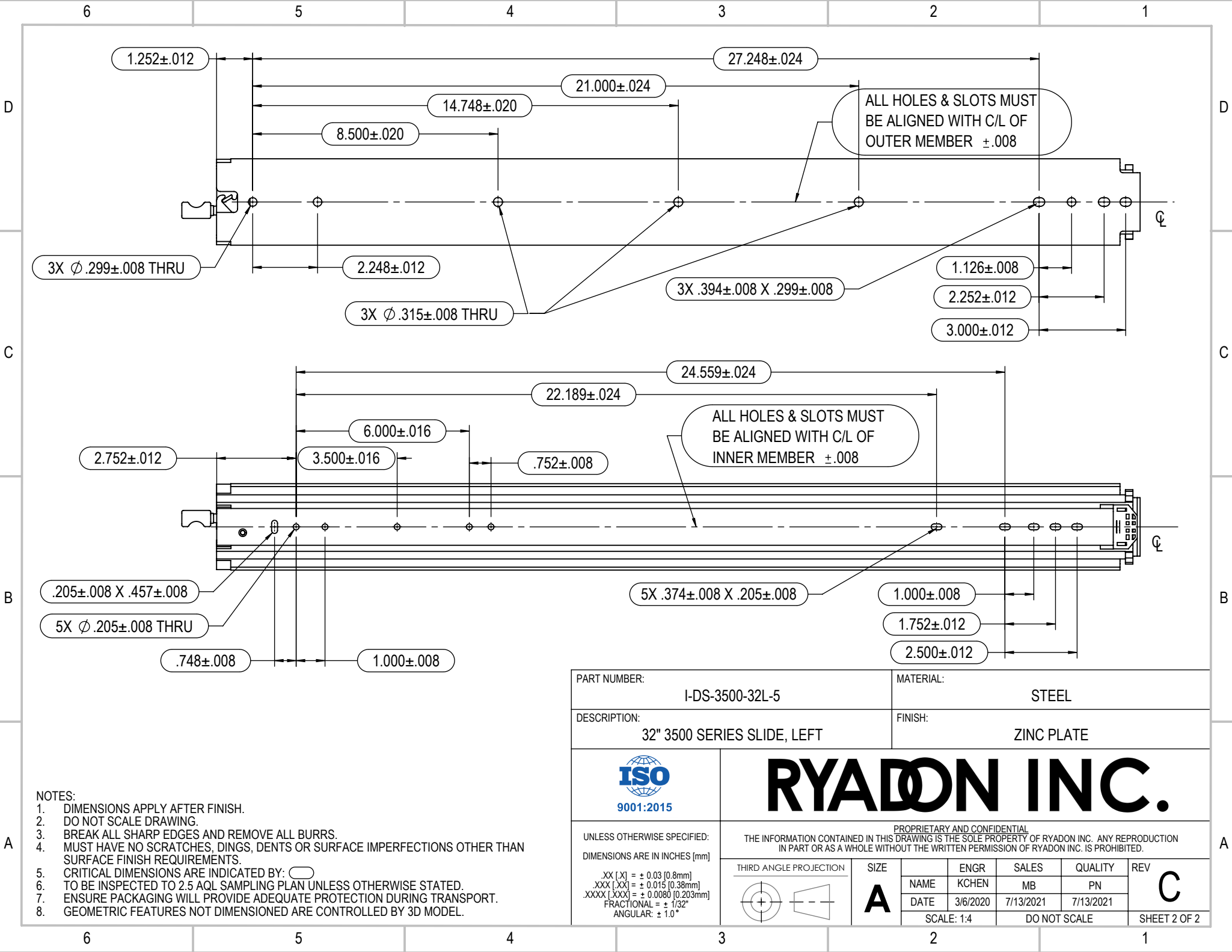
RECOMMENDED  
INNER SLIDE MEMBER:  
#10 MACHINE OR WOOD PAN HEAD SCREW FOR ALL THRU HOLES AND SLOTTED THRU HOLES.

OUTER SLIDE MEMBER:  
1/4 HEX BOLT, #14 PAN HEAD WOOD SCREW FOR ALL THRU HOLES AND SLOTTED THRU HOLES.

SIDE SPACE = .750" - .783"


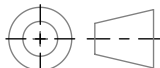
- NOTES:
1. DIMENSIONS APPLY AFTER FINISH.
  2. DO NOT SCALE DRAWING.
  3. BREAK ALL SHARP EDGES AND REMOVE ALL BURRS.
  4. MUST HAVE NO SCRATCHES, DINGS, DENTS OR SURFACE IMPERFECTIONS OTHER THAN SURFACE FINISH REQUIREMENTS.
  5. CRITICAL DIMENSIONS ARE INDICATED BY: 
  6. TO BE INSPECTED TO 2.5 AQL SAMPLING PLAN UNLESS OTHERWISE STATED.
  7. ENSURE PACKAGING WILL PROVIDE ADEQUATE PROTECTION DURING TRANSPORT.
  8. GEOMETRIC FEATURES NOT DIMENSIONED ARE CONTROLLED BY 3D MODEL.

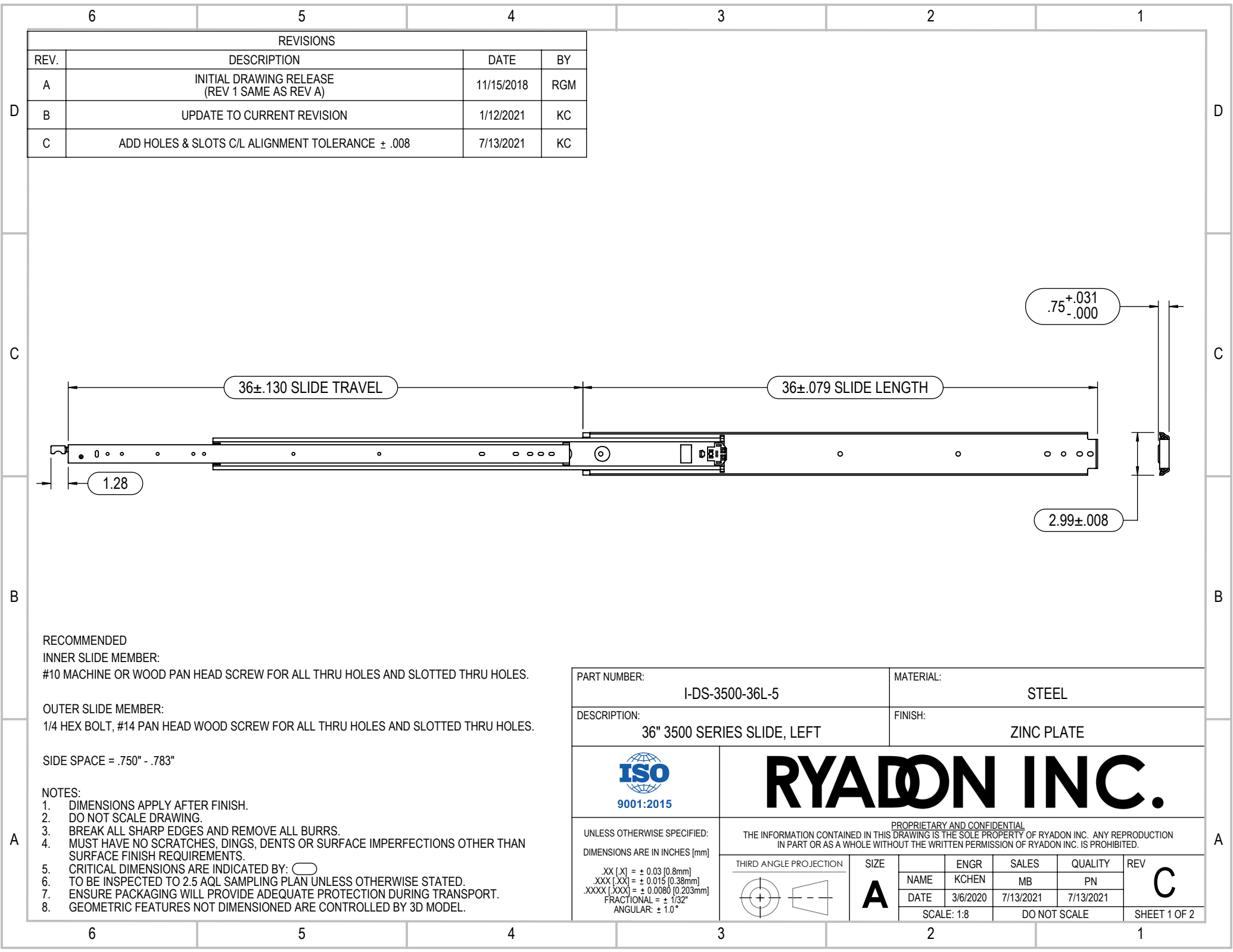
PART NUMBER: I-DS-3500-32L-5		MATERIAL: STEEL			
DESCRIPTION: 32" 3500 SERIES SLIDE, LEFT		FINISH: ZINC PLATE			
		<b>RYADON INC.</b>			
UNLESS OTHERWISE SPECIFIED: DIMENSIONS ARE IN INCHES [mm] .XX [X] = ± 0.03 [0.8mm] .XXX [XX] = ± 0.015 [0.38mm] .XXXX [XXX] = ± 0.0080 [0.203mm] FRACTIONAL = ± 1/32" ANGULAR: ± 1.0°		PROPRIETARY AND CONFIDENTIAL THE INFORMATION CONTAINED IN THIS DRAWING IS THE SOLE PROPERTY OF RYADON INC. ANY REPRODUCTION IN PART OR AS A WHOLE WITHOUT THE WRITTEN PERMISSION OF RYADON INC. IS PROHIBITED.			
THIRD ANGLE PROJECTION 		SIZE <b>A</b>	ENGR NAME KCHEN DATE 3/6/2020	SALES MB 7/13/2021	QUALITY PN 7/13/2021
			SCALE: 1:8 DO NOT SCALE		REV <b>C</b> SHEET 1 OF 2

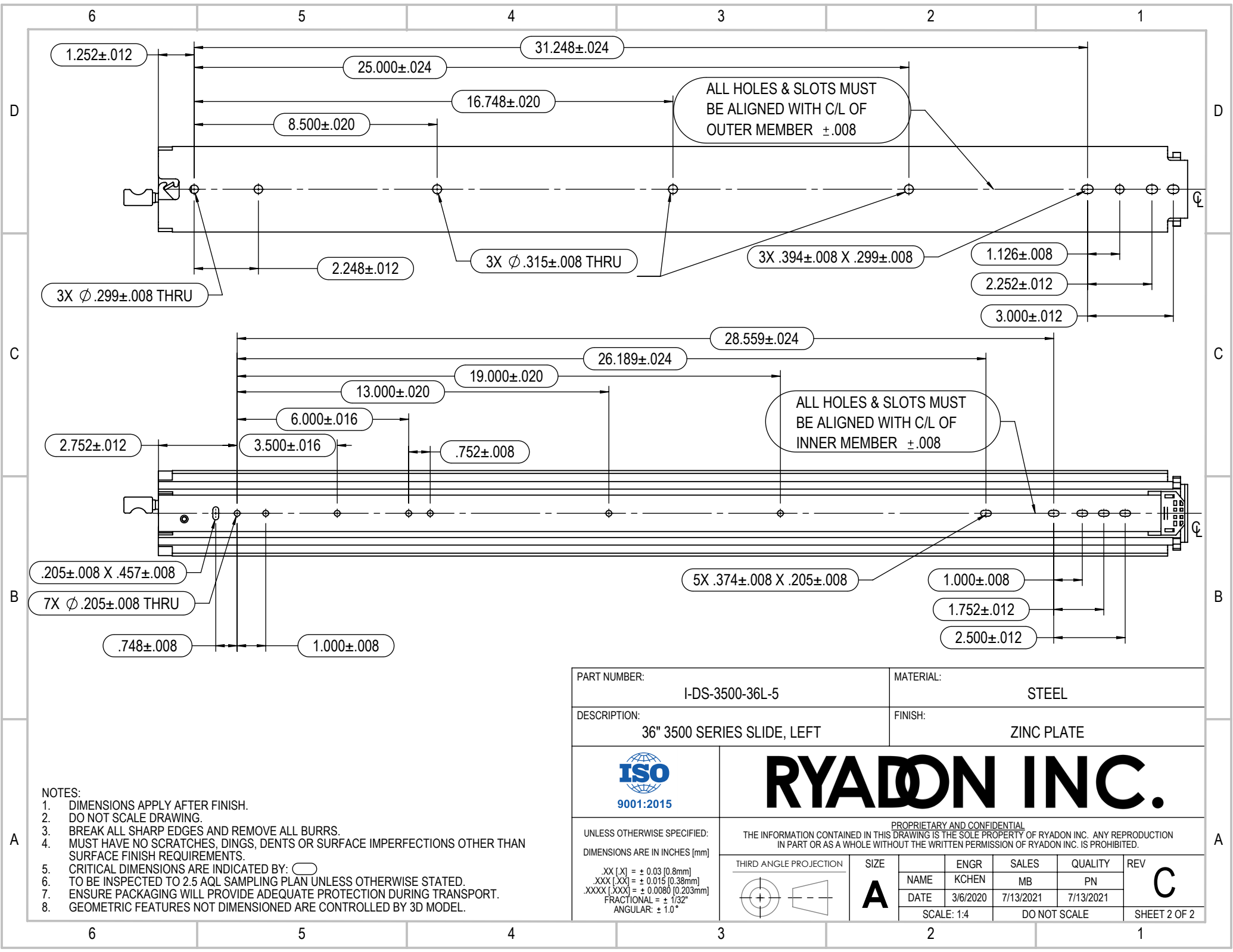



NOTES:


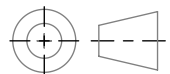
1. DIMENSIONS APPLY AFTER FINISH.
2. DO NOT SCALE DRAWING.
3. BREAK ALL SHARP EDGES AND REMOVE ALL BURRS.
4. MUST HAVE NO SCRATCHES, DINGS, DENTS OR SURFACE IMPERFECTIONS OTHER THAN SURFACE FINISH REQUIREMENTS.
5. CRITICAL DIMENSIONS ARE INDICATED BY:
6. TO BE INSPECTED TO 2.5 AQL SAMPLING PLAN UNLESS OTHERWISE STATED.
7. ENSURE PACKAGING WILL PROVIDE ADEQUATE PROTECTION DURING TRANSPORT.
8. GEOMETRIC FEATURES NOT DIMENSIONED ARE CONTROLLED BY 3D MODEL.

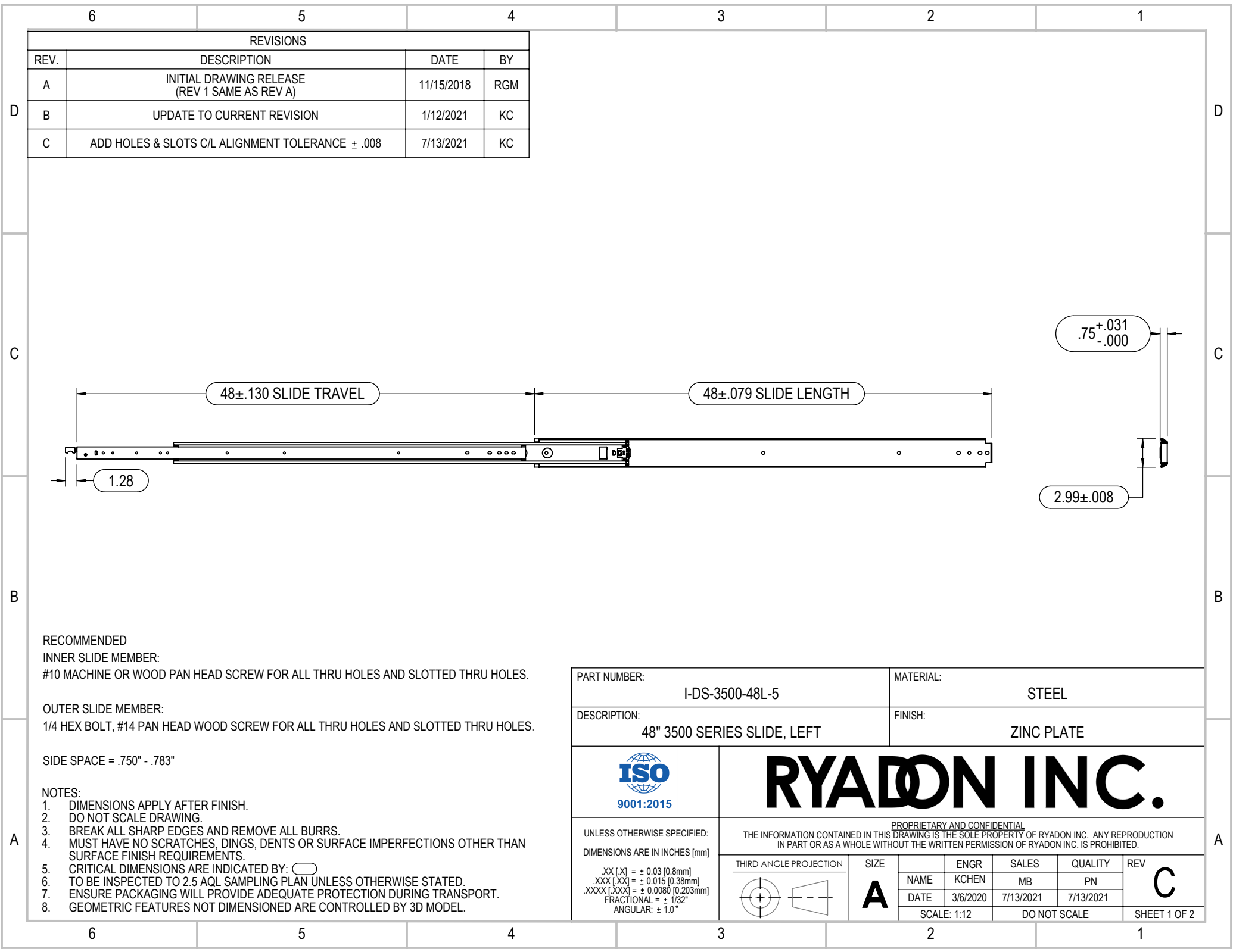
PART NUMBER: I-DS-3500-32L-5		MATERIAL: STEEL														
DESCRIPTION: 32" 3500 SERIES SLIDE, LEFT		FINISH: ZINC PLATE														
<div></div>		<div>RYADON INC.</div>														
UNLESS OTHERWISE SPECIFIED: DIMENSIONS ARE IN INCHES [mm]  XX [X] = ± 0.03 [0.8mm] .XXX [XX] = ± 0.015 [0.38mm] .XXXX [XXX] = ± 0.0080 [0.203mm] FRACTIONAL = ± 1/32" ANGULAR = ± 1.0°		PROPRIETARY AND CONFIDENTIAL THE INFORMATION CONTAINED IN THIS DRAWING IS THE SOLE PROPERTY OF RYADON INC. ANY REPRODUCTION IN PART OR AS A WHOLE WITHOUT THE WRITTEN PERMISSION OF RYADON INC. IS PROHIBITED.														
<div>THIRD ANGLE PROJECTION</div> <div></div>		<div>SIZE</div> <div>A</div> <table><tr><td>NAME</td><td>KCHEN</td><td>SALES</td><td>QUALITY</td><td rowspan="3">REV C</td></tr><tr><td>DATE</td><td>3/6/2020</td><td>7/13/2021</td><td>7/13/2021</td></tr><tr><td colspan="2">SCALE: 1:4</td><td colspan="2">DO NOT SCALE</td></tr></table>		NAME	KCHEN	SALES	QUALITY	REV C	DATE	3/6/2020	7/13/2021	7/13/2021	SCALE: 1:4		DO NOT SCALE	
NAME	KCHEN	SALES	QUALITY	REV C												
DATE	3/6/2020	7/13/2021	7/13/2021													
SCALE: 1:4		DO NOT SCALE														
		SHEET 2 OF 2														





NOTES:  
1. DIMENSIONS APPLY AFTER FINISH.  
2. DO NOT SCALE DRAWING.  
3. BREAK ALL SHARP EDGES AND REMOVE ALL BURRS.  
4. MUST HAVE NO SCRATCHES, DINGS, DENTS OR SURFACE IMPERFECTIONS OTHER THAN SURFACE FINISH REQUIREMENTS.  
5. CRITICAL DIMENSIONS ARE INDICATED BY:   
6. TO BE INSPECTED TO 2.5 AQL SAMPLING PLAN UNLESS OTHERWISE STATED.  
7. ENSURE PACKAGING WILL PROVIDE ADEQUATE PROTECTION DURING TRANSPORT.  
8. GEOMETRIC FEATURES NOT DIMENSIONED ARE CONTROLLED BY 3D MODEL.


PART NUMBER: I-DS-3500-36L-5		MATERIAL: STEEL					
DESCRIPTION: 36" 3500 SERIES SLIDE, LEFT		FINISH: ZINC PLATE					
<div> 9001:2015</div>		<div>RYADON INC.</div>					
UNLESS OTHERWISE SPECIFIED: DIMENSIONS ARE IN INCHES [mm]  .XX [X] = ± 0.03 [0.8mm] .XXX [XX] = ± 0.015 [0.38mm] .XXXX [XXX] = ± 0.0080 [0.203mm] FRACTIONAL = ± 1/32" ANGULAR = ± 1.0°		PROPRIETARY AND CONFIDENTIAL THE INFORMATION CONTAINED IN THIS DRAWING IS THE SOLE PROPERTY OF RYADON INC. ANY REPRODUCTION IN PART OR AS A WHOLE WITHOUT THE WRITTEN PERMISSION OF RYADON INC. IS PROHIBITED.					
<div>THIRD ANGLE PROJECTION</div> <div></div>		SIZE	ENGR	SALES	QUALITY	REV	
		A	NAME	KCHEN	MB	PN	C
			DATE	3/6/2020	7/13/2021	7/13/2021	
			SCALE: 1:4		DO NOT SCALE		


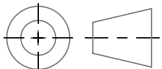
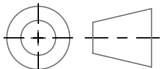


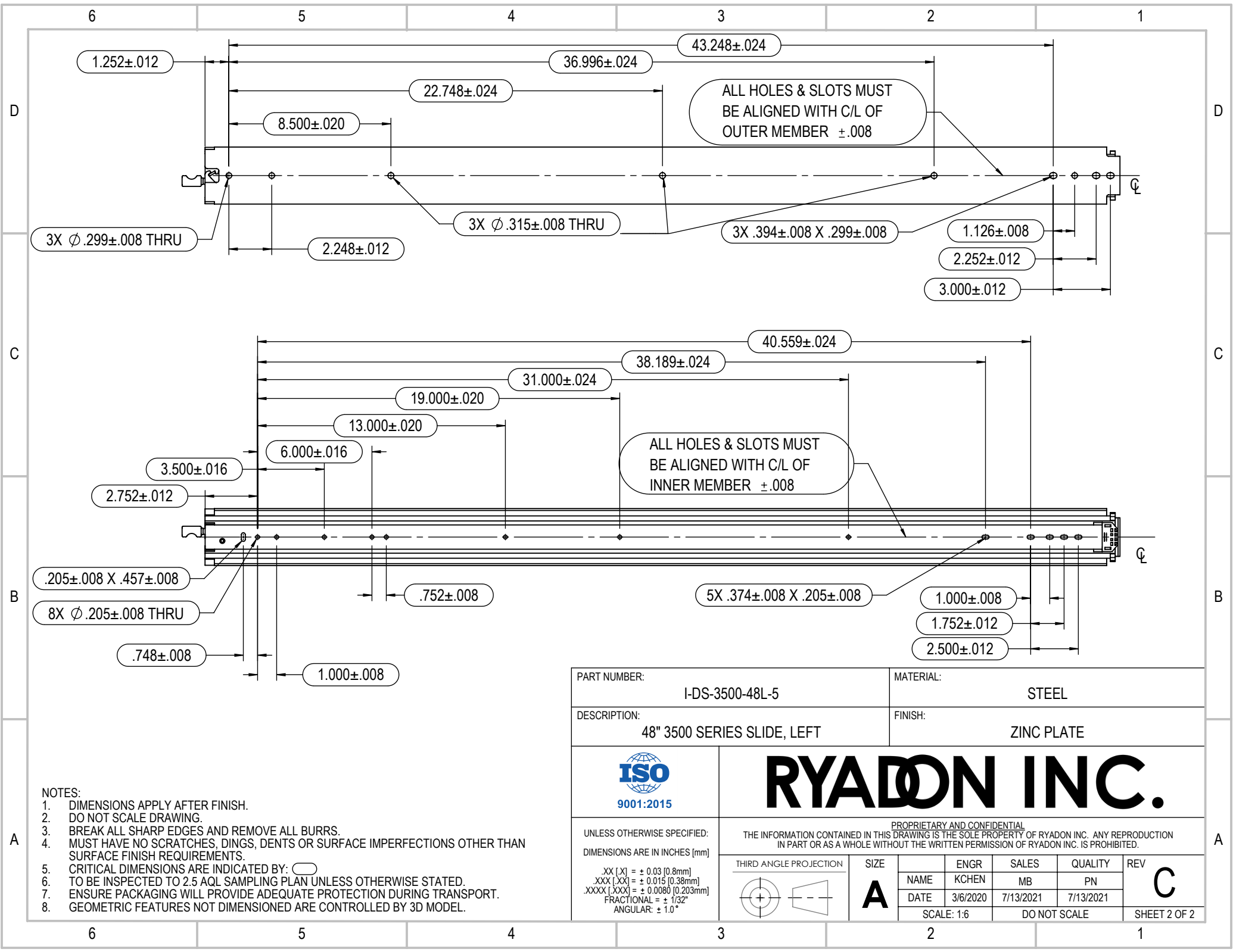
RECOMMENDED  
INNER SLIDE MEMBER:  
#10 MACHINE OR WOOD PAN HEAD SCREW FOR ALL THRU HOLES AND SLOTTED THRU HOLES.


OUTER SLIDE MEMBER:  
1/4 HEX BOLT, #14 PAN HEAD WOOD SCREW FOR ALL THRU HOLES AND SLOTTED THRU HOLES.


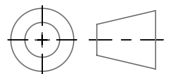
SIDE SPACE = .750" - .783"

- NOTES:
- 1. DIMENSIONS APPLY AFTER FINISH.
  - 2. DO NOT SCALE DRAWING.
  - 3. BREAK ALL SHARP EDGES AND REMOVE ALL BURRS.
  - 4. MUST HAVE NO SCRATCHES, DINGS, DENTS OR SURFACE IMPERFECTIONS OTHER THAN SURFACE FINISH REQUIREMENTS.
  - 5. CRITICAL DIMENSIONS ARE INDICATED BY: 
  - 6. TO BE INSPECTED TO 2.5 AQL SAMPLING PLAN UNLESS OTHERWISE STATED.
  - 7. ENSURE PACKAGING WILL PROVIDE ADEQUATE PROTECTION DURING TRANSPORT.
  - 8. GEOMETRIC FEATURES NOT DIMENSIONED ARE CONTROLLED BY 3D MODEL.

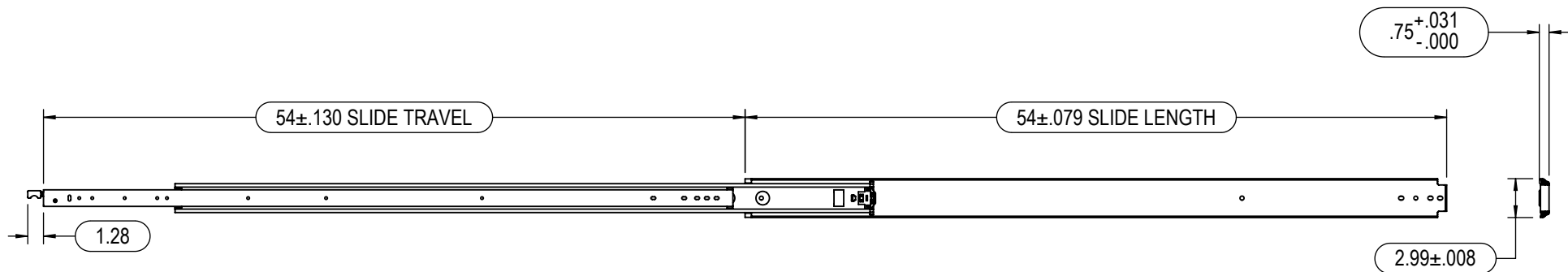
PART NUMBER: I-DS-3500-48L-5		MATERIAL: STEEL							
DESCRIPTION: 48" 3500 SERIES SLIDE, LEFT		FINISH: ZINC PLATE							
		<b>RYADON INC.</b>							
UNLESS OTHERWISE SPECIFIED: DIMENSIONS ARE IN INCHES [mm]  XX [X] = ± 0.03 [0.8mm] .XXX [XX] = ± 0.015 [0.38mm] .XXXX [XXX] = ± 0.0080 [0.203mm] FRACTIONAL = ± 1/32" ANGULAR: ± 1.0°		PROPRIETARY AND CONFIDENTIAL THE INFORMATION CONTAINED IN THIS DRAWING IS THE SOLE PROPERTY OF RYADON INC. ANY REPRODUCTION IN PART OR AS A WHOLE WITHOUT THE WRITTEN PERMISSION OF RYADON INC. IS PROHIBITED.							
		THIRD ANGLE PROJECTION		SIZE	ENGR	SALES	QUALITY	REV	
				A	NAME	KCHEN	MB	PN	C
					DATE	3/6/2020	7/13/2021	7/13/2021	
					SCALE: 1:12		DO NOT SCALE		



NOTES:  
1. DIMENSIONS APPLY AFTER FINISH.  
2. DO NOT SCALE DRAWING.  
3. BREAK ALL SHARP EDGES AND REMOVE ALL BURRS.  
4. MUST HAVE NO SCRATCHES, DINGS, DENTS OR SURFACE IMPERFECTIONS OTHER THAN SURFACE FINISH REQUIREMENTS.  
5. CRITICAL DIMENSIONS ARE INDICATED BY:   
6. TO BE INSPECTED TO 2.5 AQL SAMPLING PLAN UNLESS OTHERWISE STATED.  
7. ENSURE PACKAGING WILL PROVIDE ADEQUATE PROTECTION DURING TRANSPORT.  
8. GEOMETRIC FEATURES NOT DIMENSIONED ARE CONTROLLED BY 3D MODEL.

PART NUMBER: <b>I-DS-3500-48L-5</b>		MATERIAL: <b>STEEL</b>				
DESCRIPTION: <b>48" 3500 SERIES SLIDE, LEFT</b>		FINISH: <b>ZINC PLATE</b>				
		<b>RYADON INC.</b>				
UNLESS OTHERWISE SPECIFIED: DIMENSIONS ARE IN INCHES [mm] .XX [X] = ± 0.03 [0.8mm] .XXX [XX] = ± 0.015 [0.38mm] .XXXX [XXX] = ± 0.0080 [0.203mm] FRACTIONAL = ± 1/32" ANGULAR = ± 1.0°		PROPRIETARY AND CONFIDENTIAL THE INFORMATION CONTAINED IN THIS DRAWING IS THE SOLE PROPERTY OF RYADON INC. ANY REPRODUCTION IN PART OR AS A WHOLE WITHOUT THE WRITTEN PERMISSION OF RYADON INC. IS PROHIBITED.				
		SIZE <b>A</b>	ENGR KCHEN	SALES MB	QUALITY PN	REV <b>C</b>
		DATE 3/6/2020	7/13/2021	7/13/2021		
		SCALE: 1:6 DO NOT SCALE				
					SHEET 2 OF 2	

REVISIONS			
REV.	DESCRIPTION	DATE	BY
A	INITIAL DRAWING RELEASE (REV 1 SAME AS REV A)	11/15/2018	RGM
B	UPDATE TO CURRENT REVISION	1/12/2021	KC
C	ADD HOLES & SLOTS C/L ALIGNMENT TOLERANCE $\pm .008$	7/13/2021	KC



#### RECOMMENDED

##### INNER SLIDE MEMBER:

#10 MACHINE OR WOOD PAN HEAD SCREW FOR ALL THRU HOLES AND SLOTTED THRU HOLES.

##### OUTER SLIDE MEMBER:

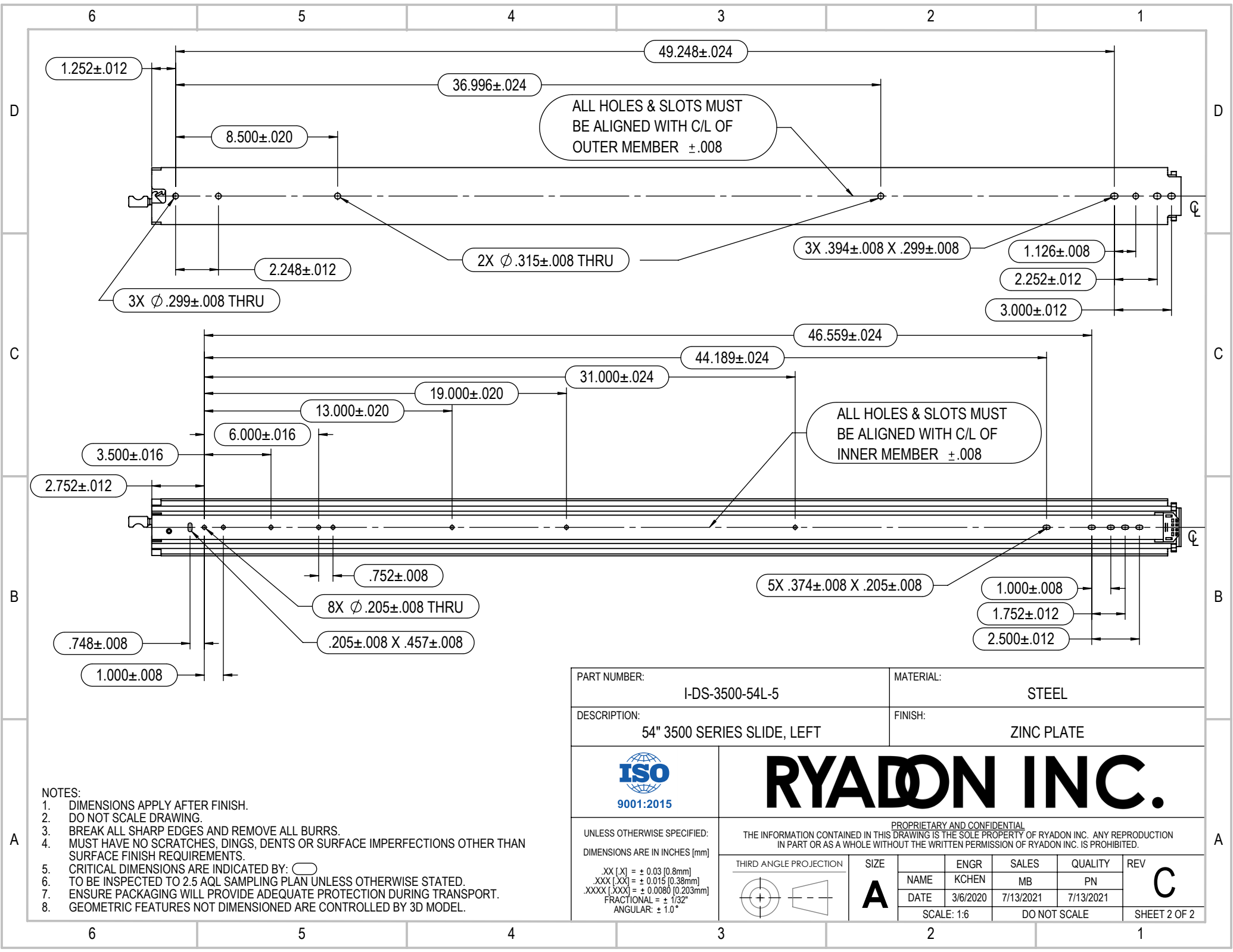
1/4 HEX BOLT, #14 PAN HEAD WOOD SCREW FOR ALL THRU HOLES AND SLOTTED THRU HOLES.

SIDE SPACE = .750" - .783"


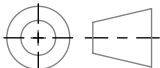
#### NOTES:

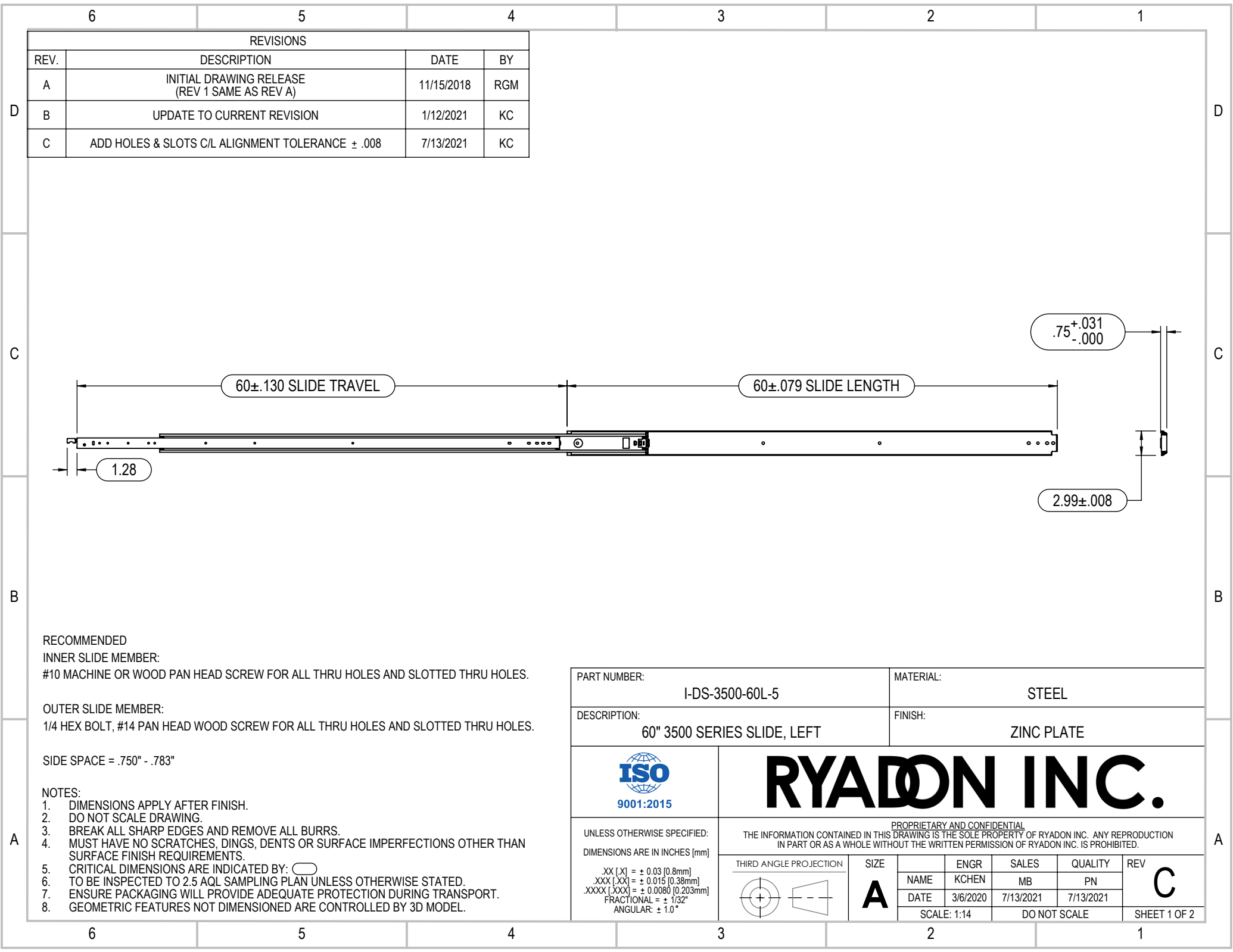
- DIMENSIONS APPLY AFTER FINISH.
- DO NOT SCALE DRAWING.
- BREAK ALL SHARP EDGES AND REMOVE ALL BURRS.
- MUST HAVE NO SCRATCHES, DINGS, DENTS OR SURFACE IMPERFECTIONS OTHER THAN SURFACE FINISH REQUIREMENTS.
- CRITICAL DIMENSIONS ARE INDICATED BY:
- TO BE INSPECTED TO 2.5 AQL SAMPLING PLAN UNLESS OTHERWISE STATED.
- ENSURE PACKAGING WILL PROVIDE ADEQUATE PROTECTION DURING TRANSPORT.
- GEOMETRIC FEATURES NOT DIMENSIONED ARE CONTROLLED BY 3D MODEL.

PART NUMBER: <b>I-DS-3500-54L-5</b>		MATERIAL: <b>STEEL</b>																	
DESCRIPTION: <b>54" 3500 SERIES SLIDE, LEFT</b>		FINISH: <b>ZINC PLATE</b>																	
UNLESS OTHERWISE SPECIFIED: DIMENSIONS ARE IN INCHES [mm]		PROPRIETARY AND CONFIDENTIAL THE INFORMATION CONTAINED IN THIS DRAWING IS THE SOLE PROPERTY OF RYADON INC. ANY REPRODUCTION IN PART OR AS A WHOLE WITHOUT THE WRITTEN PERMISSION OF RYADON INC. IS PROHIBITED.																	
THIRD ANGLE PROJECTION 		SIZE <b>A</b>	<table> <tr> <th>ENGR</th><th>SALES</th><th>QUALITY</th><th>REV</th></tr> <tr> <td>NAME</td><td>KCHEN</td><td>MB</td><td>PN</td></tr> <tr> <td>DATE</td><td>3/6/2020</td><td>7/13/2021</td><td>7/13/2021</td></tr> <tr> <td colspan="2">SCALE: 1:12</td><td colspan="2">DO NOT SCALE</td></tr> </table>	ENGR	SALES	QUALITY	REV	NAME	KCHEN	MB	PN	DATE	3/6/2020	7/13/2021	7/13/2021	SCALE: 1:12		DO NOT SCALE	
ENGR	SALES	QUALITY	REV																
NAME	KCHEN	MB	PN																
DATE	3/6/2020	7/13/2021	7/13/2021																
SCALE: 1:12		DO NOT SCALE																	
.XX [X] = $\pm 0.03$ [0.8mm] .XXX [XX] = $\pm 0.015$ [0.38mm] .XXXX [XXX] = $\pm 0.0080$ [0.203mm] FRACTIONAL = $\pm 1/32$ " ANGULAR: $\pm 1.0^\circ$		SHEET 1 OF 2																	



- NOTES:
1. DIMENSIONS APPLY AFTER FINISH.
  2. DO NOT SCALE DRAWING.
  3. BREAK ALL SHARP EDGES AND REMOVE ALL BURRS.
  4. MUST HAVE NO SCRATCHES, DINGS, DENTS OR SURFACE IMPERFECTIONS OTHER THAN SURFACE FINISH REQUIREMENTS.
  5. CRITICAL DIMENSIONS ARE INDICATED BY:
  6. TO BE INSPECTED TO 2.5 AQL SAMPLING PLAN UNLESS OTHERWISE STATED.
  7. ENSURE PACKAGING WILL PROVIDE ADEQUATE PROTECTION DURING TRANSPORT.
  8. GEOMETRIC FEATURES NOT DIMENSIONED ARE CONTROLLED BY 3D MODEL.

PART NUMBER: I-DS-3500-54L-5		MATERIAL: STEEL					
DESCRIPTION: 54" 3500 SERIES SLIDE, LEFT		FINISH: ZINC PLATE					
<div></div>		<div>RYADON INC.</div>					
UNLESS OTHERWISE SPECIFIED: DIMENSIONS ARE IN INCHES [mm]  XX [X] = ± 0.03 [0.8mm] .XXX [XX] = ± 0.015 [0.38mm] .XXXX [XXX] = ± 0.0080 [0.203mm] FRACTIONAL = ± 1/32" ANGULAR: ± 1.0°		PROPRIETARY AND CONFIDENTIAL THE INFORMATION CONTAINED IN THIS DRAWING IS THE SOLE PROPERTY OF RYADON INC. ANY REPRODUCTION IN PART OR AS A WHOLE WITHOUT THE WRITTEN PERMISSION OF RYADON INC. IS PROHIBITED.					
<div>THIRD ANGLE PROJECTION</div> <div></div>		SIZE	ENGR	SALES	QUALITY	REV	
		A	NAME	KCHEN	MB	PN	C
			DATE	3/6/2020	7/13/2021	7/13/2021	
			SCALE: 1:6		DO NOT SCALE		
						SHEET 2 OF 2	





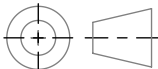
REVISIONS			
REV.	DESCRIPTION	DATE	BY
A	INITIAL DRAWING RELEASE (REV 1 SAME AS REV A)	11/15/2018	RGM
B	UPDATE TO CURRENT REVISION	1/12/2021	KC
C	ADD HOLES & SLOTS C/L ALIGNMENT TOLERANCE ± .008	7/13/2021	KC

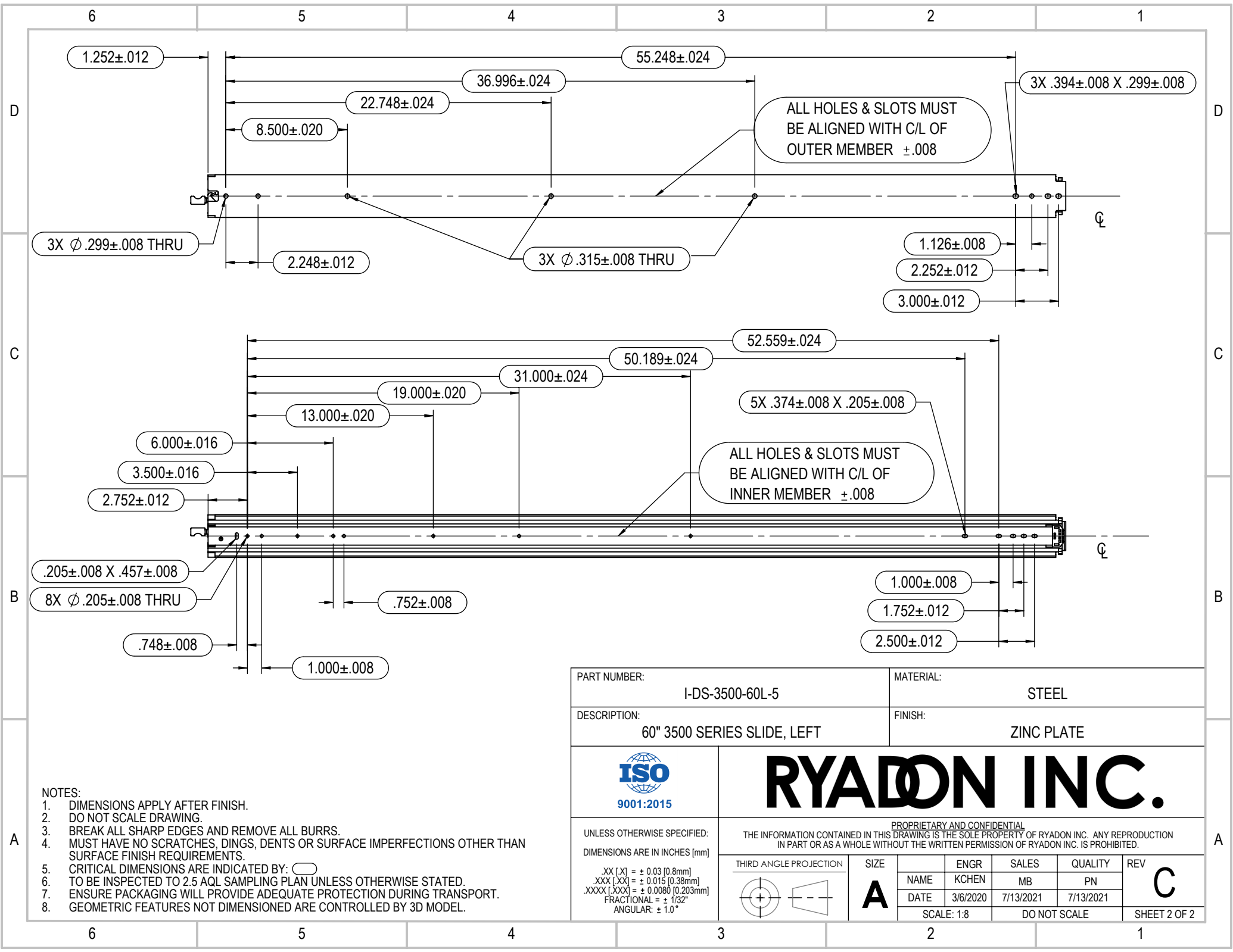
RECOMMENDED  
INNER SLIDE MEMBER:  
#10 MACHINE OR WOOD PAN HEAD SCREW FOR ALL THRU HOLES AND SLOTTED THRU HOLES.


OUTER SLIDE MEMBER:  
1/4 HEX BOLT, #14 PAN HEAD WOOD SCREW FOR ALL THRU HOLES AND SLOTTED THRU HOLES.


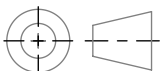
SIDE SPACE = .750" - .783"

- NOTES:
- DIMENSIONS APPLY AFTER FINISH.
  - DO NOT SCALE DRAWING.
  - BREAK ALL SHARP EDGES AND REMOVE ALL BURRS.
  - MUST HAVE NO SCRATCHES, DINGS, DENTS OR SURFACE IMPERFECTIONS OTHER THAN SURFACE FINISH REQUIREMENTS.
  - CRITICAL DIMENSIONS ARE INDICATED BY: 
  - TO BE INSPECTED TO 2.5 AQL SAMPLING PLAN UNLESS OTHERWISE STATED.
  - ENSURE PACKAGING WILL PROVIDE ADEQUATE PROTECTION DURING TRANSPORT.
  - GEOMETRIC FEATURES NOT DIMENSIONED ARE CONTROLLED BY 3D MODEL.

PART NUMBER: I-DS-3500-60L-5		MATERIAL: STEEL						
DESCRIPTION: 60" 3500 SERIES SLIDE, LEFT		FINISH: ZINC PLATE						
<div></div>		<div>RYADON INC.</div>						
UNLESS OTHERWISE SPECIFIED: DIMENSIONS ARE IN INCHES [mm]  XX [X] = ± 0.03 [0.8mm] .XXX [XX] = ± 0.015 [0.38mm] .XXXX [XXX] = ± 0.0080 [0.203mm] FRACTIONAL = ± 1/32" ANGULAR: ± 1.0°		PROPRIETARY AND CONFIDENTIAL THE INFORMATION CONTAINED IN THIS DRAWING IS THE SOLE PROPERTY OF RYADON INC. ANY REPRODUCTION IN PART OR AS A WHOLE WITHOUT THE WRITTEN PERMISSION OF RYADON INC. IS PROHIBITED.						
<div>THIRD ANGLE PROJECTION</div> <div></div>		<div>SIZE</div> <div>A</div>		ENGR	SALES	QUALITY	REV C	
				NAME	KCHEN	MB		PN
				DATE	3/6/2020	7/13/2021		7/13/2021
				SCALE: 1:14		DO NOT SCALE		
						SHEET 1 OF 2		



NOTES:  
1. DIMENSIONS APPLY AFTER FINISH.  
2. DO NOT SCALE DRAWING.  
3. BREAK ALL SHARP EDGES AND REMOVE ALL BURRS.  
4. MUST HAVE NO SCRATCHES, DINGS, DENTS OR SURFACE IMPERFECTIONS OTHER THAN SURFACE FINISH REQUIREMENTS.  
5. CRITICAL DIMENSIONS ARE INDICATED BY:   
6. TO BE INSPECTED TO 2.5 AQL SAMPLING PLAN UNLESS OTHERWISE STATED.  
7. ENSURE PACKAGING WILL PROVIDE ADEQUATE PROTECTION DURING TRANSPORT.  
8. GEOMETRIC FEATURES NOT DIMENSIONED ARE CONTROLLED BY 3D MODEL.

PART NUMBER: I-DS-3500-60L-5		MATERIAL: STEEL				
DESCRIPTION: 60" 3500 SERIES SLIDE, LEFT		FINISH: ZINC PLATE				
<div> 9001:2015</div>		<div>RYADON INC.</div>				
UNLESS OTHERWISE SPECIFIED: DIMENSIONS ARE IN INCHES [mm]  .XX [X] = ± 0.03 [0.8mm] .XXX [XX] = ± 0.015 [0.38mm] .XXXX [XXX] = ± 0.0080 [0.203mm] FRACTIONAL = ± 1/32" ANGULAR = ± 1.0°		PROPRIETARY AND CONFIDENTIAL THE INFORMATION CONTAINED IN THIS DRAWING IS THE SOLE PROPERTY OF RYADON INC. ANY REPRODUCTION IN PART OR AS A WHOLE WITHOUT THE WRITTEN PERMISSION OF RYADON INC. IS PROHIBITED.				
<div><div>THIRD ANGLE PROJECTION</div><div></div></div>		SIZE <b>A</b>	ENGR KCHEN	SALES MB	QUALITY PN	REV <b>C</b>
		DATE 3/6/2020	7/13/2021	7/13/2021		
		SCALE: 1:8	DO NOT SCALE		SHEET 2 OF 2	