

NOTES:

1. DIMENSIONS APPLY AFTER FINISH.
2. DO NOT SCALE DRAWING.
3. BREAK ALL SHARP EDGES AND REMOVE ALL BURRS.
4. MUST HAVE NO SCRATCHES, DINGS, DENTS OR SURFACE IMPERFECTIONS OTHER THAN SURFACE FINISH REQUIREMENTS.
5. CRITICAL DIMENSIONS ARE INDICATED BY:
6. TO BE INSPECTED TO 2.5 AQL SAMPLING PLAN UNLESS OTHERWISE STATED.
7. ENSURE PACKAGING WILL PROVIDE ADEQUATE PROTECTION DURING TRANSPORT.
8. GEOMETRIC FEATURES NOT DIMENSIONED ARE CONTROLLED BY 3D MODEL.

PART NUMBER:

I-DS-2250-8

MATERIAL:

STEEL

DESCRIPTION:

2250 SERIES 8" SLIDE

FINISH:

ZINC PLATED



RYADON INC.

UNLESS OTHERWISE SPECIFIED:

DIMENSIONS ARE IN INCHES [mm]

.XX [X] = ± 0.03 [0.8mm]
 .XXX [XX] = ± 0.015 [0.38mm]
 .XXXX [XXX] = ± 0.0080 [0.203mm]
 FRACTIONAL = ± 1/32"
 ANGULAR = ± 1.0°

THIRD ANGLE PROJECTION



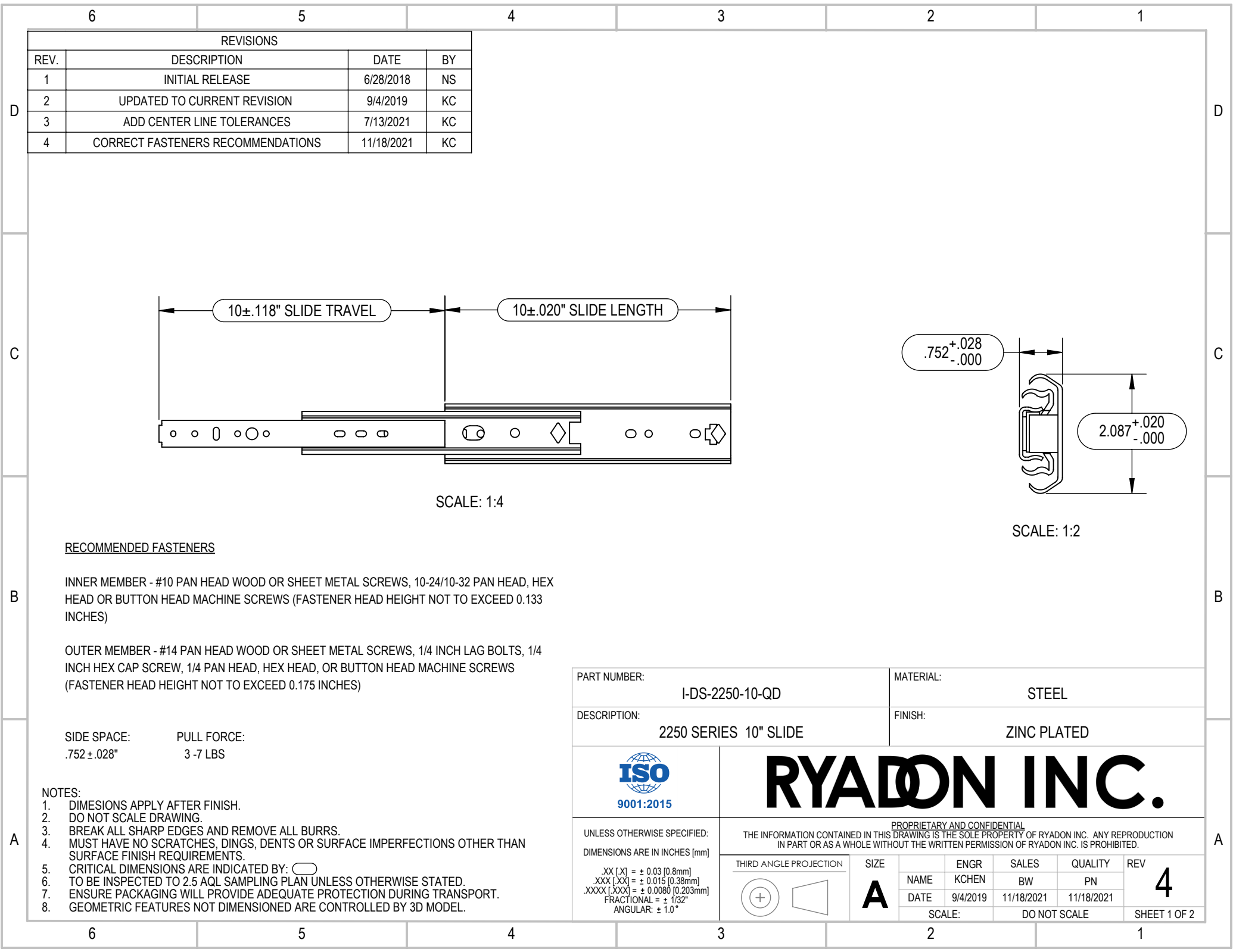
SIZE

A

PROPRIETARY AND CONFIDENTIAL

THE INFORMATION CONTAINED IN THIS DRAWING IS THE SOLE PROPERTY OF RYADON INC. ANY REPRODUCTION IN PART OR AS A WHOLE WITHOUT THE WRITTEN PERMISSION OF RYADON INC. IS PROHIBITED.

NAME	ENGR	SALES	QUALITY	REV
KCHEN	MB	PN		3
DATE	9/4/2019	7/13/2021	7/13/2021	
SCALE: 1:2	DO NOT SCALE			SHEET 2 OF 2



D

D

C

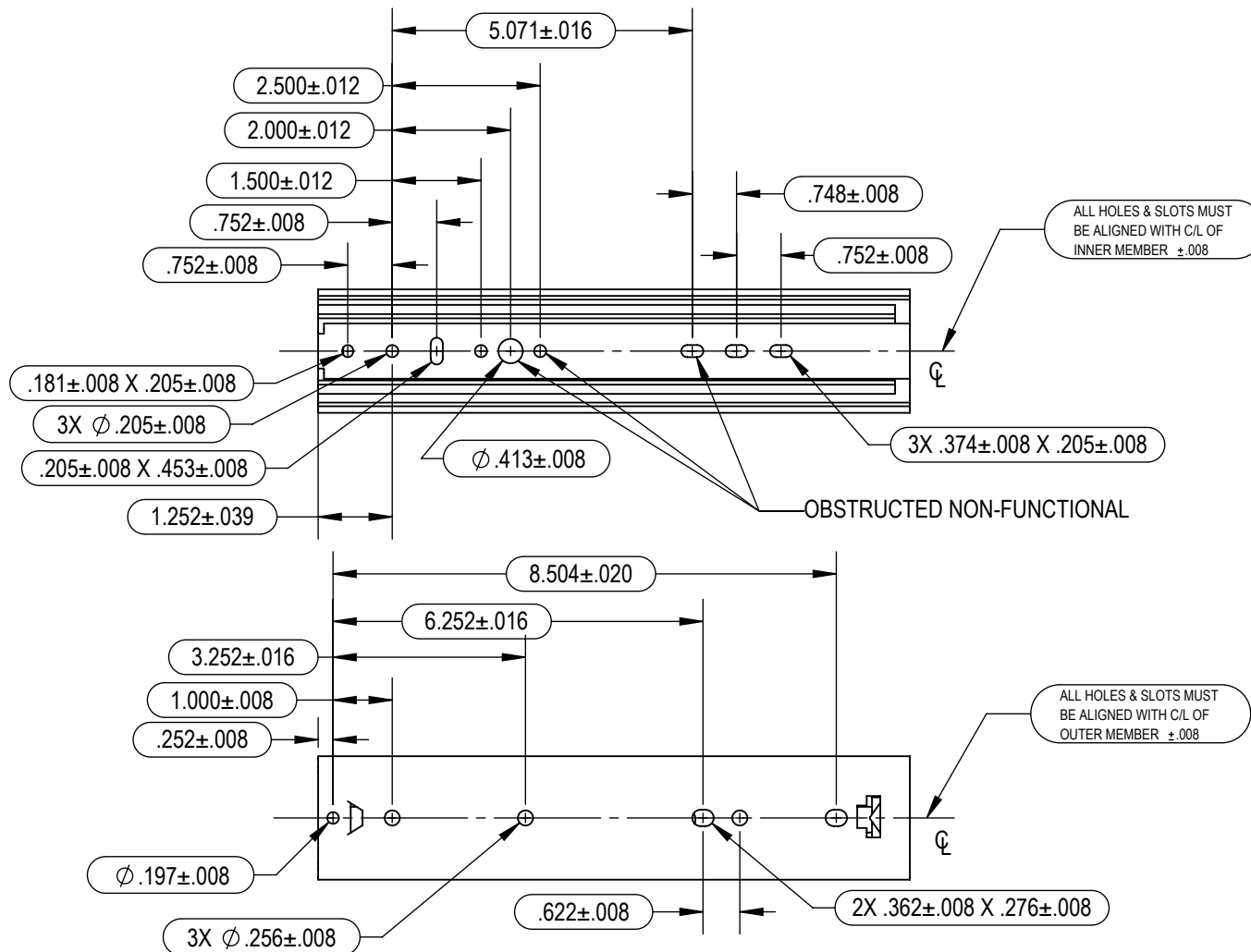
C



B

B


A

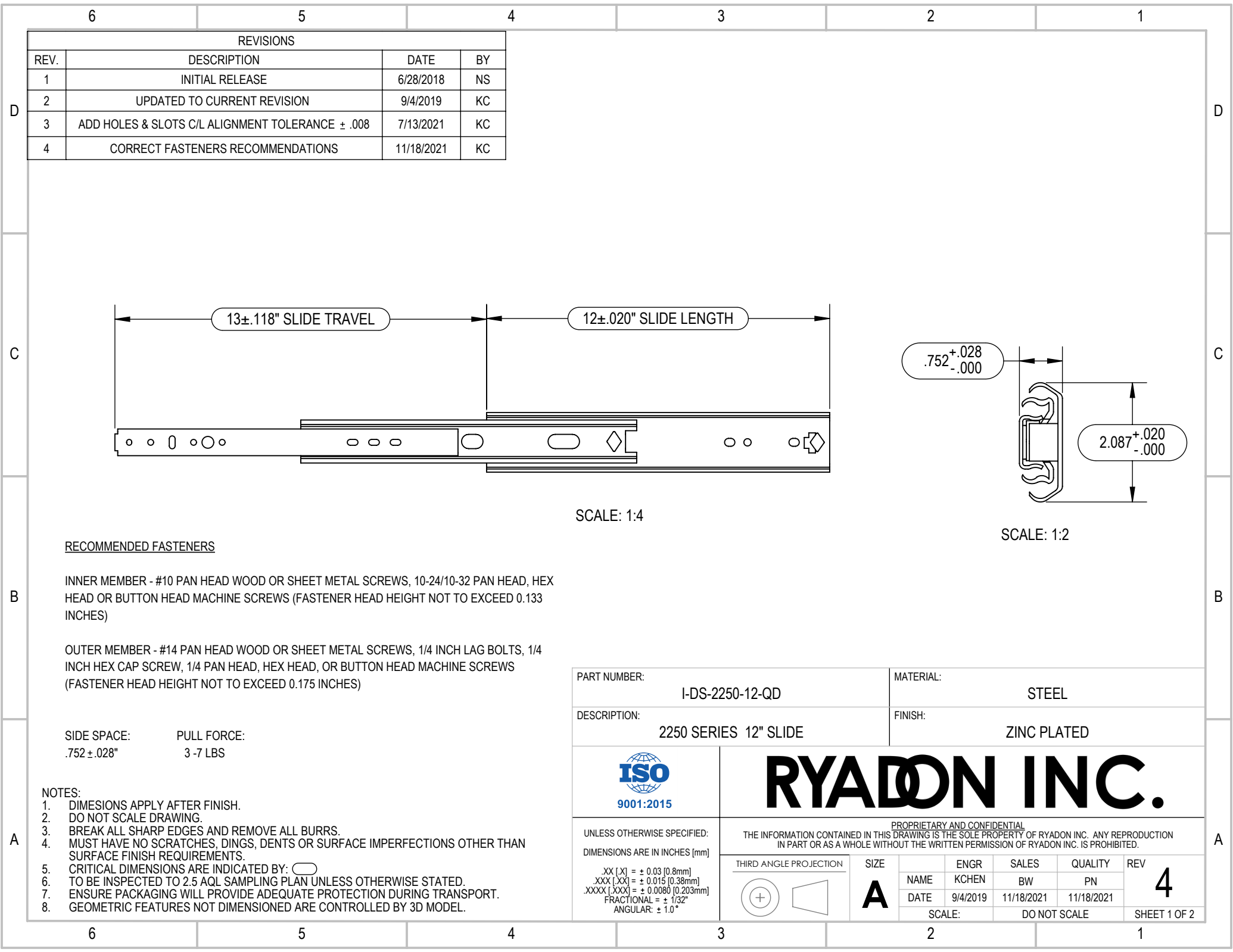
A



PART NUMBER: I-DS-2250-10-QD		MATERIAL: STEEL																	
DESCRIPTION: 2250 SERIES 10" SLIDE		FINISH: ZINC PLATED																	
		RYADON INC.																	
UNLESS OTHERWISE SPECIFIED: DIMENSIONS ARE IN INCHES [mm] .XX [X] = ± 0.03 [0.8mm] .XXX [XX] = ± 0.015 [0.38mm] .XXXX [XXX] = ± 0.0080 [0.203mm] FRACTIONAL = ± 1/32" ANGULAR = ± 1.0°		PROPRIETARY AND CONFIDENTIAL THE INFORMATION CONTAINED IN THIS DRAWING IS THE SOLE PROPERTY OF RYADON INC. ANY REPRODUCTION IN PART OR AS A WHOLE WITHOUT THE WRITTEN PERMISSION OF RYADON INC. IS PROHIBITED.																	
THIRD ANGLE PROJECTION 		SIZE A	<table><tr><td>ENGR</td><td>SALES</td><td>QUALITY</td><td>REV</td></tr><tr><td>KCHEN</td><td>BW</td><td>PN</td><td>4</td></tr><tr><td>DATE</td><td>9/4/2019</td><td>11/18/2021</td><td>11/18/2021</td></tr><tr><td>SCALE: 1:3</td><td>DO NOT SCALE</td><td colspan="2">SHEET 2 OF 2</td></tr></table>	ENGR	SALES	QUALITY	REV	KCHEN	BW	PN	4	DATE	9/4/2019	11/18/2021	11/18/2021	SCALE: 1:3	DO NOT SCALE	SHEET 2 OF 2	
ENGR	SALES	QUALITY	REV																
KCHEN	BW	PN	4																
DATE	9/4/2019	11/18/2021	11/18/2021																
SCALE: 1:3	DO NOT SCALE	SHEET 2 OF 2																	

NOTES:

1. DIMENSIONS APPLY AFTER FINISH.
2. DO NOT SCALE DRAWING.
3. BREAK ALL SHARP EDGES AND REMOVE ALL BURRS.
4. MUST HAVE NO SCRATCHES, DINGS, DENTS OR SURFACE IMPERFECTIONS OTHER THAN SURFACE FINISH REQUIREMENTS.
5. CRITICAL DIMENSIONS ARE INDICATED BY: 
6. TO BE INSPECTED TO 2.5 AQL SAMPLING PLAN UNLESS OTHERWISE STATED.
7. ENSURE PACKAGING WILL PROVIDE ADEQUATE PROTECTION DURING TRANSPORT.
8. GEOMETRIC FEATURES NOT DIMENSIONED ARE CONTROLLED BY 3D MODEL.



REVISIONS			
REV.	DESCRIPTION	DATE	BY
1	INITIAL RELEASE	6/28/2018	NS
2	UPDATED TO CURRENT REVISION	9/4/2019	KC
3	ADD HOLES & SLOTS C/L ALIGNMENT TOLERANCE ± .008	7/13/2021	KC
4	CORRECT FASTENERS RECOMMENDATIONS	11/18/2021	KC



RECOMMENDED FASTENERS

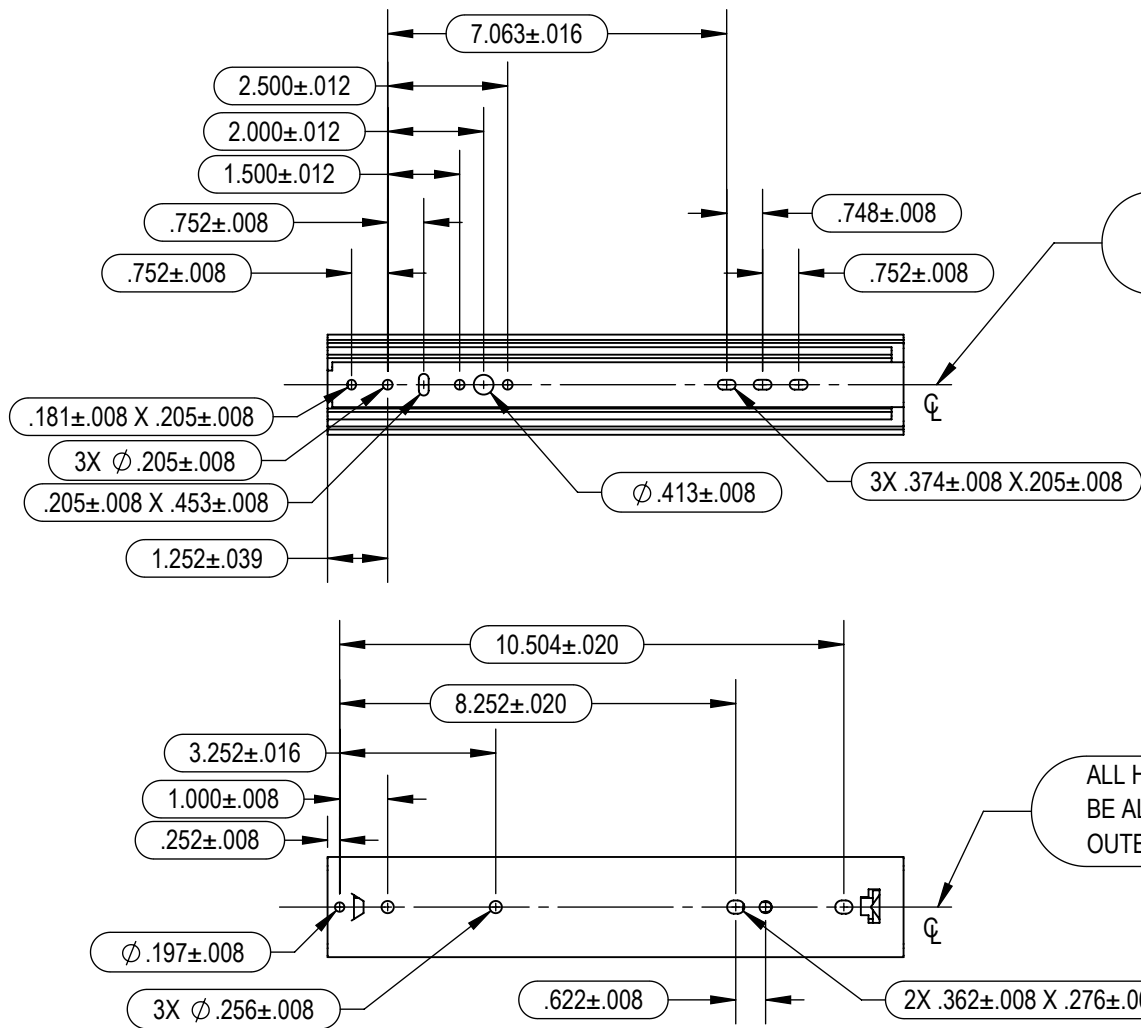
INNER MEMBER - #10 PAN HEAD WOOD OR SHEET METAL SCREWS, 10-24/10-32 PAN HEAD, HEX HEAD OR BUTTON HEAD MACHINE SCREWS (FASTENER HEAD HEIGHT NOT TO EXCEED 0.133 INCHES)




OUTER MEMBER - #14 PAN HEAD WOOD OR SHEET METAL SCREWS, 1/4 INCH LAG BOLTS, 1/4 INCH HEX CAP SCREW, 1/4 PAN HEAD, HEX HEAD, OR BUTTON HEAD MACHINE SCREWS (FASTENER HEAD HEIGHT NOT TO EXCEED 0.175 INCHES)


SIDE SPACE: .752 ± .028"
PULL FORCE: 3 -7 LBS

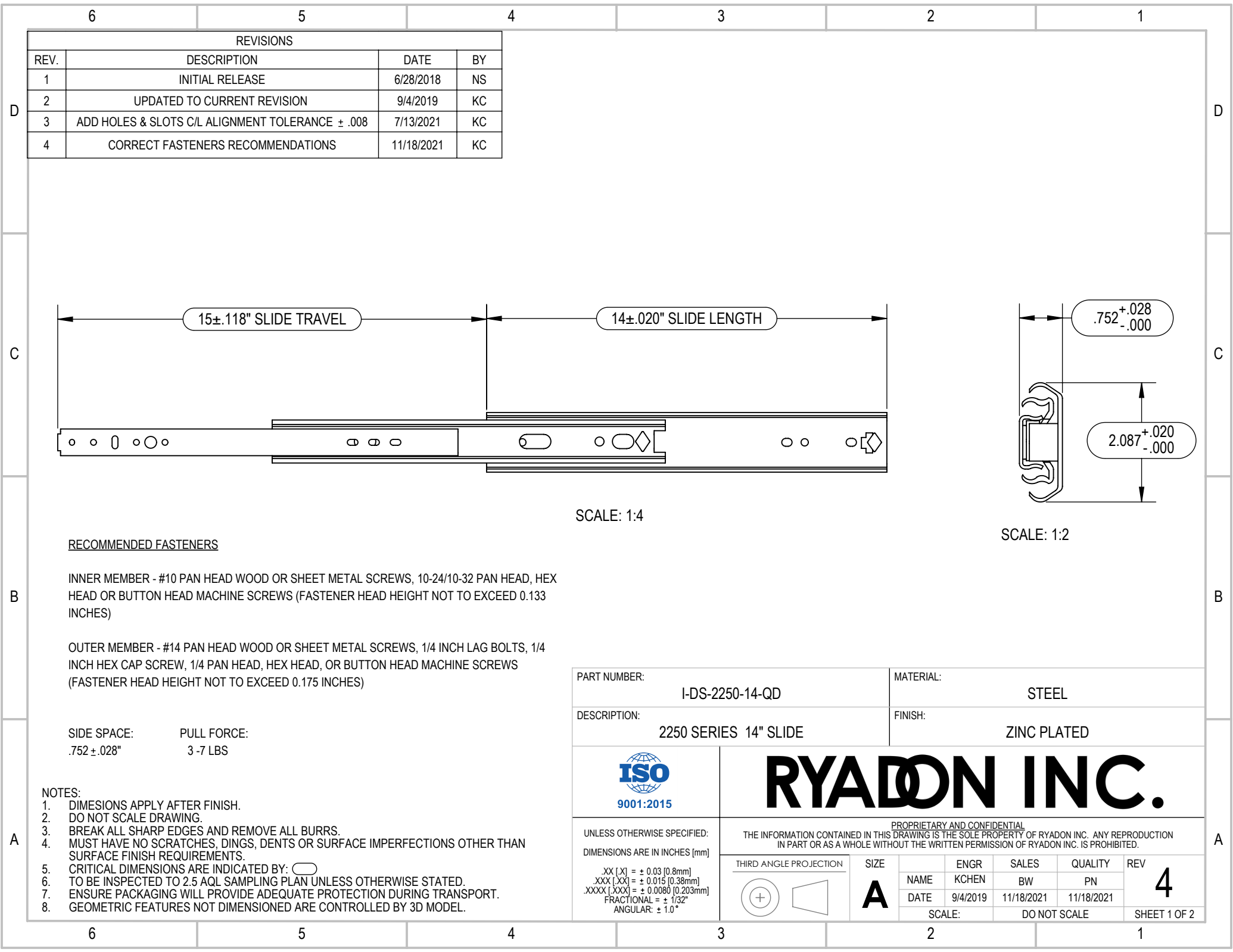
- NOTES:
1. DIMENSIONS APPLY AFTER FINISH.
 2. DO NOT SCALE DRAWING.
 3. BREAK ALL SHARP EDGES AND REMOVE ALL BURRS.
 4. MUST HAVE NO SCRATCHES, DINGS, DENTS OR SURFACE IMPERFECTIONS OTHER THAN SURFACE FINISH REQUIREMENTS.
 5. CRITICAL DIMENSIONS ARE INDICATED BY:
 6. TO BE INSPECTED TO 2.5 AQL SAMPLING PLAN UNLESS OTHERWISE STATED.
 7. ENSURE PACKAGING WILL PROVIDE ADEQUATE PROTECTION DURING TRANSPORT.
 8. GEOMETRIC FEATURES NOT DIMENSIONED ARE CONTROLLED BY 3D MODEL.

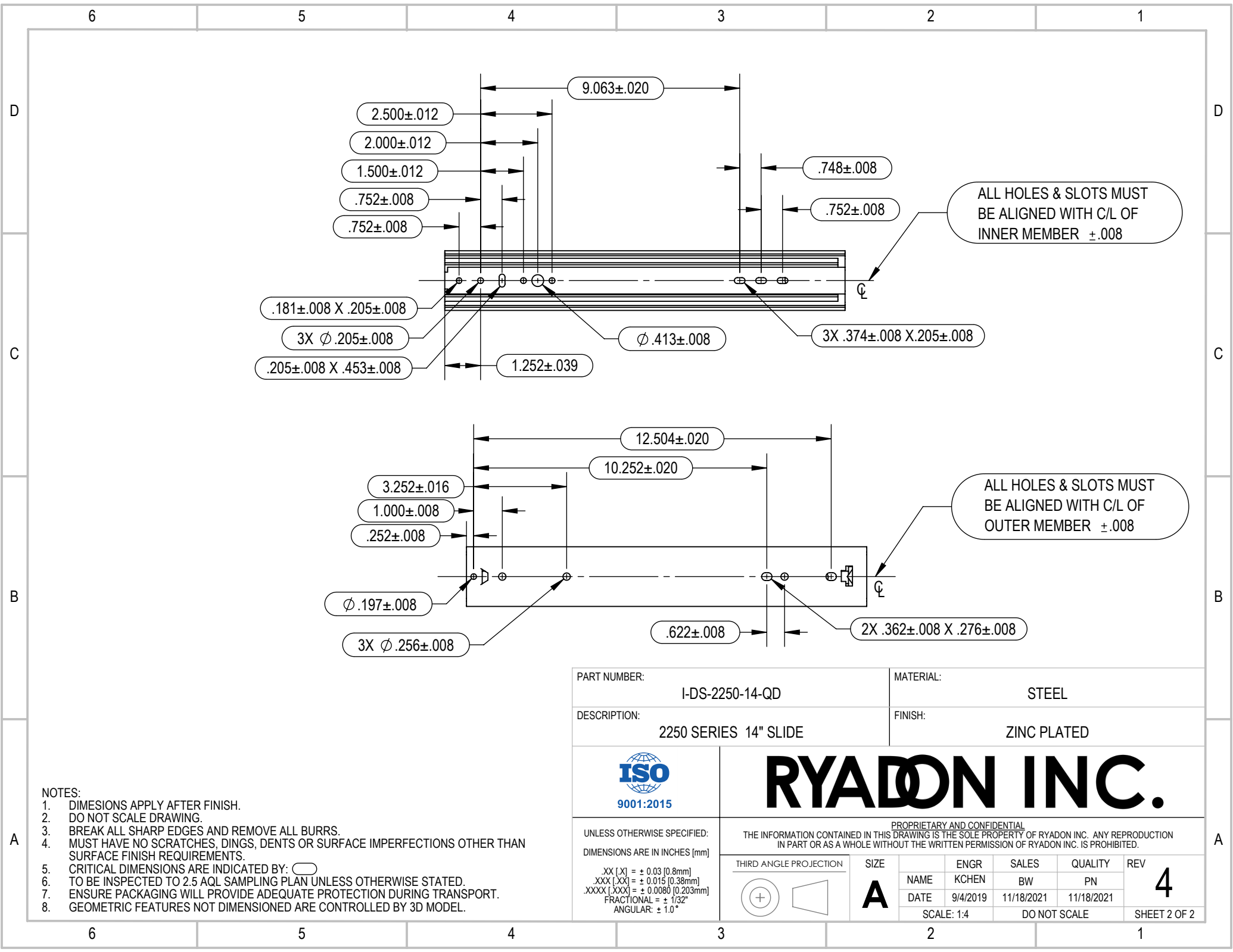
PART NUMBER: I-DS-2250-12-QD		MATERIAL: STEEL	
DESCRIPTION: 2250 SERIES 12" SLIDE		FINISH: ZINC PLATED	
		RYADON INC.	
UNLESS OTHERWISE SPECIFIED: DIMENSIONS ARE IN INCHES [mm] .XX [X] = ± 0.03 [0.8mm] .XXX [XX] = ± 0.015 [0.38mm] .XXXX [XXX] = ± 0.0080 [0.203mm] FRACTIONAL = ± 1/32" ANGULAR: ± 1.0°		PROPRIETARY AND CONFIDENTIAL THE INFORMATION CONTAINED IN THIS DRAWING IS THE SOLE PROPERTY OF RYADON INC. ANY REPRODUCTION IN PART OR AS A WHOLE WITHOUT THE WRITTEN PERMISSION OF RYADON INC. IS PROHIBITED.	
	THIRD ANGLE PROJECTION	SIZE A	ENGR KCHEN
		SALES BW	QUALITY PN
		DATE 9/4/2019	11/18/2021
SCALE: DO NOT SCALE		REV 4	
		SHEET 1 OF 2	



PART NUMBER: I-DS-2250-12-QD		MATERIAL: STEEL																	
DESCRIPTION: 2250 SERIES 12" SLIDE		FINISH: ZINC PLATED																	
																			
UNLESS OTHERWISE SPECIFIED: DIMENSIONS ARE IN INCHES [mm] .XX [X] = ± 0.03 [0.8mm] .XXX [XX] = ± 0.015 [0.38mm] .XXXX [XXX] = ± 0.0080 [0.203mm] FRACTIONAL = ± 1/32" ANGULAR = ± 1.0°		PROPRIETARY AND CONFIDENTIAL THE INFORMATION CONTAINED IN THIS DRAWING IS THE SOLE PROPERTY OF RYADON INC. ANY REPRODUCTION IN PART OR AS A WHOLE WITHOUT THE WRITTEN PERMISSION OF RYADON INC. IS PROHIBITED.																	
THIRD ANGLE PROJECTION 		SIZE A	<table border="1"> <thead> <tr> <th>ENGR</th> <th>SALES</th> <th>QUALITY</th> <th>REV</th> </tr> </thead> <tbody> <tr> <td>KCHEN</td> <td>BW</td> <td>PN</td> <td>4</td> </tr> <tr> <td>DATE</td> <td>9/4/2019</td> <td>11/18/2021</td> <td>11/18/2021</td> </tr> <tr> <td colspan="2">SCALE: 1:4</td> <td colspan="2">DO NOT SCALE</td> </tr> </tbody> </table>	ENGR	SALES	QUALITY	REV	KCHEN	BW	PN	4	DATE	9/4/2019	11/18/2021	11/18/2021	SCALE: 1:4		DO NOT SCALE	
ENGR	SALES	QUALITY	REV																
KCHEN	BW	PN	4																
DATE	9/4/2019	11/18/2021	11/18/2021																
SCALE: 1:4		DO NOT SCALE																	

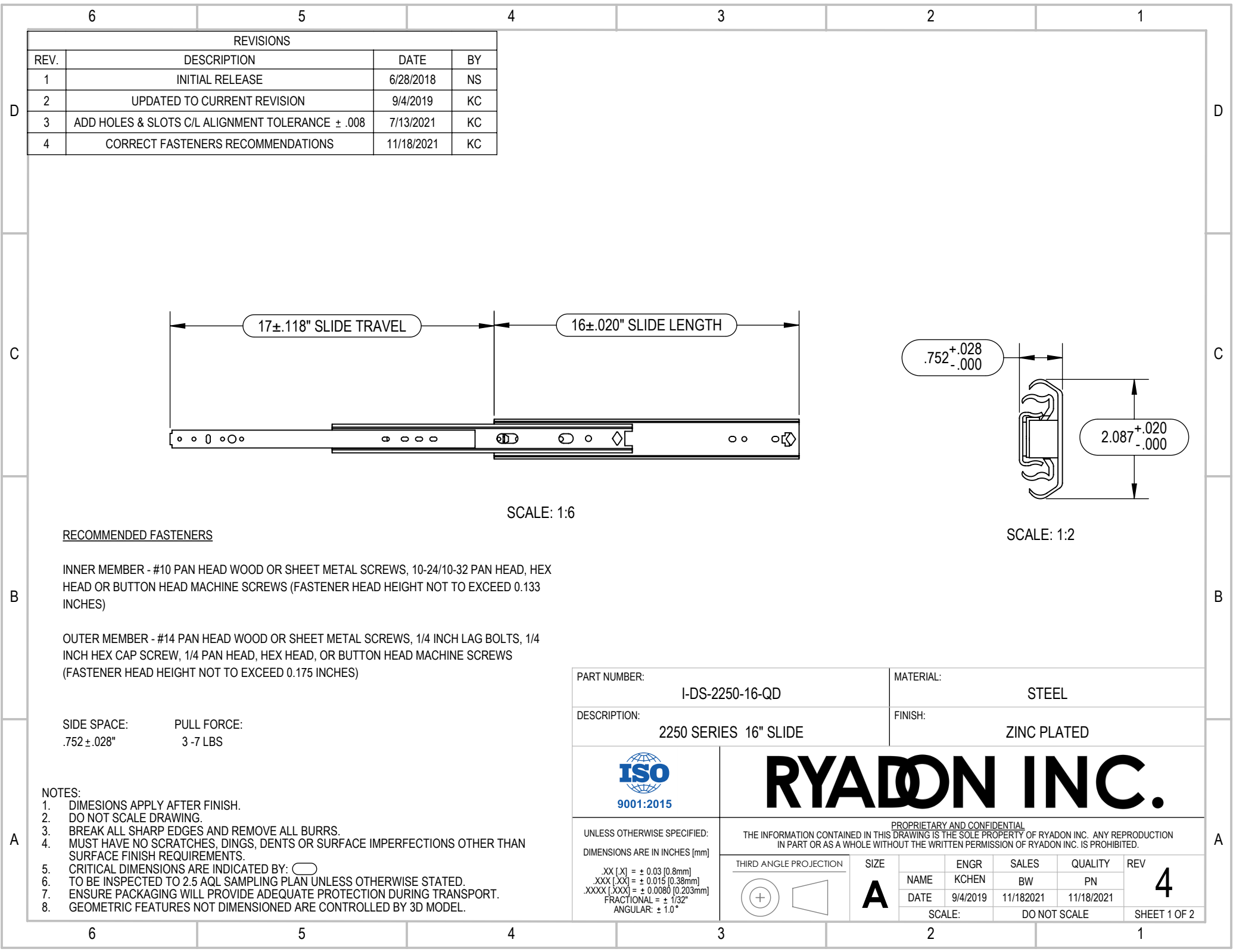
- NOTES:
1. DIMENSIONS APPLY AFTER FINISH.
 2. DO NOT SCALE DRAWING.
 3. BREAK ALL SHARP EDGES AND REMOVE ALL BURRS.
 4. MUST HAVE NO SCRATCHES, DINGS, DENTS OR SURFACE IMPERFECTIONS OTHER THAN SURFACE FINISH REQUIREMENTS.
 5. CRITICAL DIMENSIONS ARE INDICATED BY: 
 6. TO BE INSPECTED TO 2.5 AQL SAMPLING PLAN UNLESS OTHERWISE STATED.
 7. ENSURE PACKAGING WILL PROVIDE ADEQUATE PROTECTION DURING TRANSPORT.
 8. GEOMETRIC FEATURES NOT DIMENSIONED ARE CONTROLLED BY 3D MODEL.



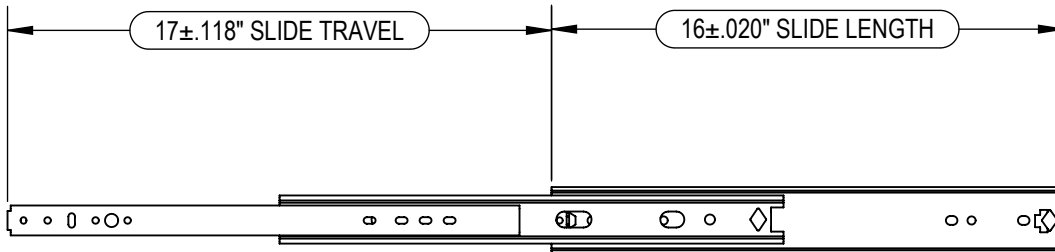


- NOTES:
1. DIMENSIONS APPLY AFTER FINISH.
 2. DO NOT SCALE DRAWING.
 3. BREAK ALL SHARP EDGES AND REMOVE ALL BURRS.
 4. MUST HAVE NO SCRATCHES, DINGS, DENTS OR SURFACE IMPERFECTIONS OTHER THAN SURFACE FINISH REQUIREMENTS.
 5. CRITICAL DIMENSIONS ARE INDICATED BY:
 6. TO BE INSPECTED TO 2.5 AQL SAMPLING PLAN UNLESS OTHERWISE STATED.
 7. ENSURE PACKAGING WILL PROVIDE ADEQUATE PROTECTION DURING TRANSPORT.
 8. GEOMETRIC FEATURES NOT DIMENSIONED ARE CONTROLLED BY 3D MODEL.

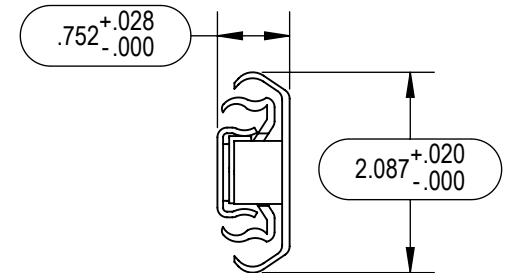
PART NUMBER: I-DS-2250-14-QD		MATERIAL: STEEL																	
DESCRIPTION: 2250 SERIES 14" SLIDE		FINISH: ZINC PLATED																	
		RYADON INC.																	
UNLESS OTHERWISE SPECIFIED: DIMENSIONS ARE IN INCHES [mm] .XX [X] = ± 0.03 [0.8mm] .XXX [XX] = ± 0.015 [0.38mm] .XXXX [XXX] = ± 0.0080 [0.203mm] FRACTIONAL = ± 1/32" ANGULAR: ± 1.0°		PROPRIETARY AND CONFIDENTIAL THE INFORMATION CONTAINED IN THIS DRAWING IS THE SOLE PROPERTY OF RYADON INC. ANY REPRODUCTION IN PART OR AS A WHOLE WITHOUT THE WRITTEN PERMISSION OF RYADON INC. IS PROHIBITED.																	
THIRD ANGLE PROJECTION 		SIZE A	<table border="1"><thead><tr><th>ENGR</th><th>SALES</th><th>QUALITY</th><th>REV</th></tr></thead><tbody><tr><td>KCHEN</td><td>BW</td><td>PN</td><td>4</td></tr><tr><td>DATE</td><td>9/4/2019</td><td>11/18/2021</td><td>11/18/2021</td></tr><tr><td colspan="3">SCALE: 1:4</td><td>SHEET 2 OF 2</td></tr></tbody></table>	ENGR	SALES	QUALITY	REV	KCHEN	BW	PN	4	DATE	9/4/2019	11/18/2021	11/18/2021	SCALE: 1:4			SHEET 2 OF 2
ENGR	SALES	QUALITY	REV																
KCHEN	BW	PN	4																
DATE	9/4/2019	11/18/2021	11/18/2021																
SCALE: 1:4			SHEET 2 OF 2																



REVISIONS			
REV.	DESCRIPTION	DATE	BY
1	INITIAL RELEASE	6/28/2018	NS
2	UPDATED TO CURRENT REVISION	9/4/2019	KC
3	ADD HOLES & SLOTS C/L ALIGNMENT TOLERANCE ± .008	7/13/2021	KC
4	CORRECT FASTENERS RECOMMENDATIONS	11/18/2021	KC



SCALE: 1:6



SCALE: 1:2

RECOMMENDED FASTENERS

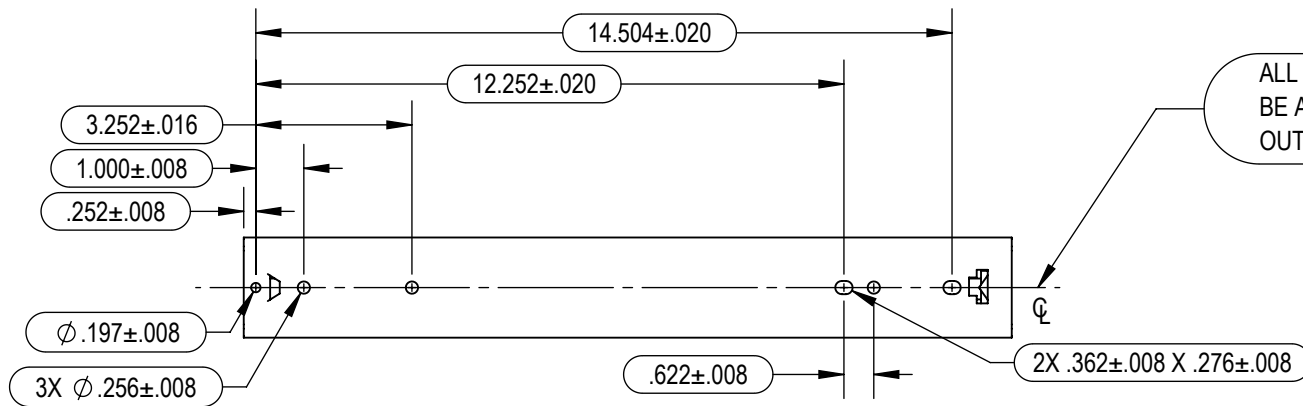
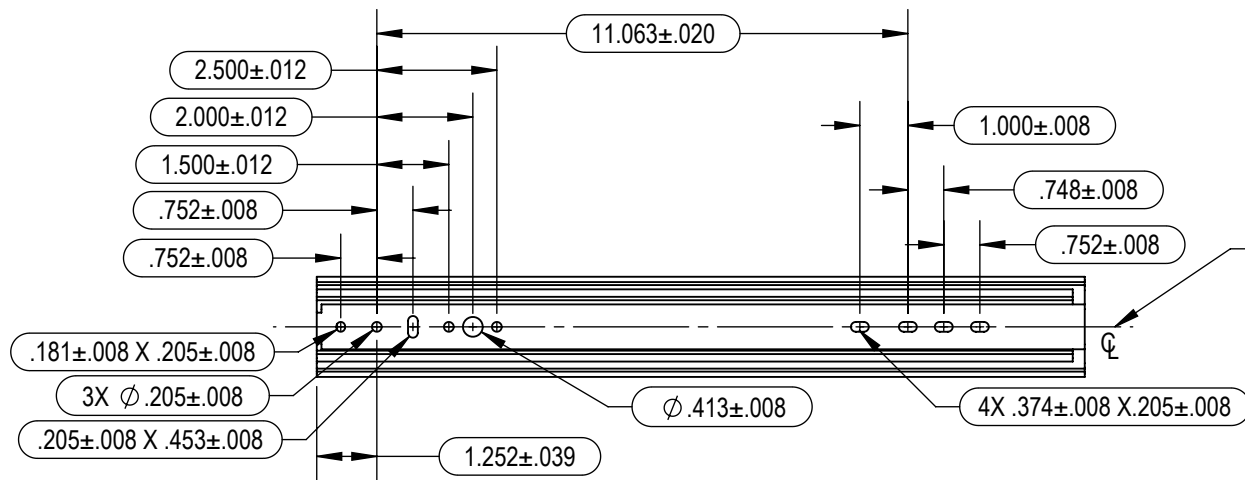
INNER MEMBER - #10 PAN HEAD WOOD OR SHEET METAL SCREWS, 10-24/10-32 PAN HEAD, HEX HEAD OR BUTTON HEAD MACHINE SCREWS (FASTENER HEAD HEIGHT NOT TO EXCEED 0.133 INCHES)

OUTER MEMBER - #14 PAN HEAD WOOD OR SHEET METAL SCREWS, 1/4 INCH LAG BOLTS, 1/4 INCH HEX CAP SCREW, 1/4 PAN HEAD, HEX HEAD, OR BUTTON HEAD MACHINE SCREWS (FASTENER HEAD HEIGHT NOT TO EXCEED 0.175 INCHES)

SIDE SPACE: .752 ± .028"
PULL FORCE: 3 -7 LBS

- NOTES:
1. DIMENSIONS APPLY AFTER FINISH.
 2. DO NOT SCALE DRAWING.
 3. BREAK ALL SHARP EDGES AND REMOVE ALL BURRS.
 4. MUST HAVE NO SCRATCHES, DINGS, DENTS OR SURFACE IMPERFECTIONS OTHER THAN SURFACE FINISH REQUIREMENTS.
 5. CRITICAL DIMENSIONS ARE INDICATED BY:
 6. TO BE INSPECTED TO 2.5 AQL SAMPLING PLAN UNLESS OTHERWISE STATED.
 7. ENSURE PACKAGING WILL PROVIDE ADEQUATE PROTECTION DURING TRANSPORT.
 8. GEOMETRIC FEATURES NOT DIMENSIONED ARE CONTROLLED BY 3D MODEL.

PART NUMBER: I-DS-2250-16-QD		MATERIAL: STEEL	
DESCRIPTION: 2250 SERIES 16" SLIDE		FINISH: ZINC PLATED	
		RYADON INC.	
UNLESS OTHERWISE SPECIFIED: DIMENSIONS ARE IN INCHES [mm] .XX [X] = ± 0.03 [0.8mm] .XXX [XX] = ± 0.015 [0.38mm] .XXXX [XXX] = ± 0.0080 [0.203mm] FRACTIONAL = ± 1/32" ANGULAR: ± 1.0°		THIRD ANGLE PROJECTION 	
SIZE A		ENGR NAME KCHEN	SALES BW
DATE 9/4/2019		QUALITY PN	REV 4
SCALE: DO NOT SCALE		SHEET 1 OF 2	



PART NUMBER:

I-DS-2250-16-QD

MATERIAL:

STEEL

DESCRIPTION:

2250 SERIES 16" SLIDE

FINISH:

ZINC PLATED



RYADON INC.

NOTES:

1. DIMENSIONS APPLY AFTER FINISH.
2. DO NOT SCALE DRAWING.
3. BREAK ALL SHARP EDGES AND REMOVE ALL BURRS.
4. MUST HAVE NO SCRATCHES, DINGS, DENTS OR SURFACE IMPERFECTIONS OTHER THAN SURFACE FINISH REQUIREMENTS.
5. CRITICAL DIMENSIONS ARE INDICATED BY:
6. TO BE INSPECTED TO 2.5 AQL SAMPLING PLAN UNLESS OTHERWISE STATED.
7. ENSURE PACKAGING WILL PROVIDE ADEQUATE PROTECTION DURING TRANSPORT.
8. GEOMETRIC FEATURES NOT DIMENSIONED ARE CONTROLLED BY 3D MODEL.

UNLESS OTHERWISE SPECIFIED:

DIMENSIONS ARE IN INCHES [mm]

.XX [X] = ± 0.03 [0.8mm]
 .XXX [XX] = ± 0.015 [0.38mm]
 .XXXX [XXX] = ± 0.0080 [0.203mm]
 FRACTIONAL = ± 1/32"
 ANGULAR: ± 1.0°

PROPRIETARY AND CONFIDENTIAL
 THE INFORMATION CONTAINED IN THIS DRAWING IS THE SOLE PROPERTY OF RYADON INC. ANY REPRODUCTION IN PART OR AS A WHOLE WITHOUT THE WRITTEN PERMISSION OF RYADON INC. IS PROHIBITED.

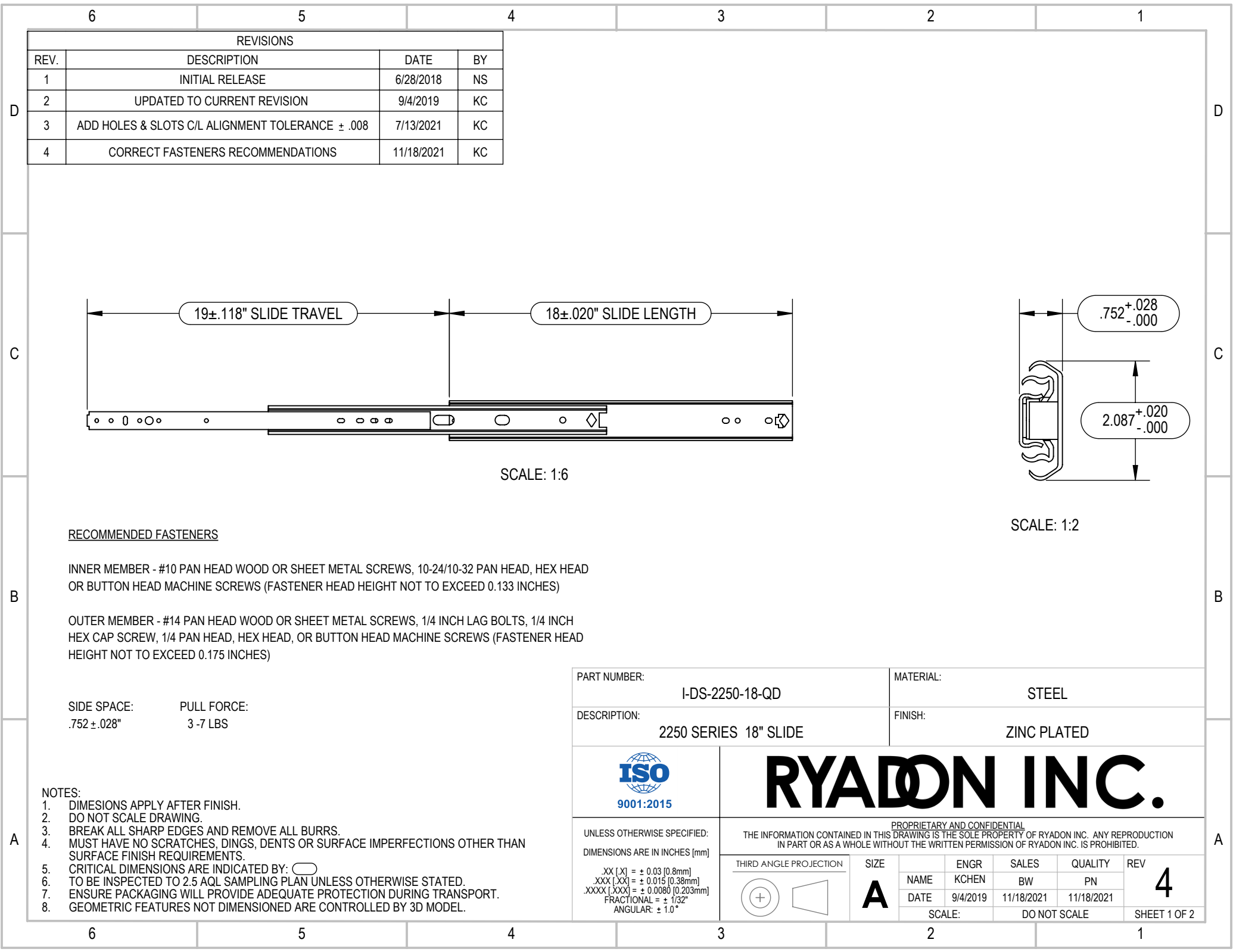
THIRD ANGLE PROJECTION

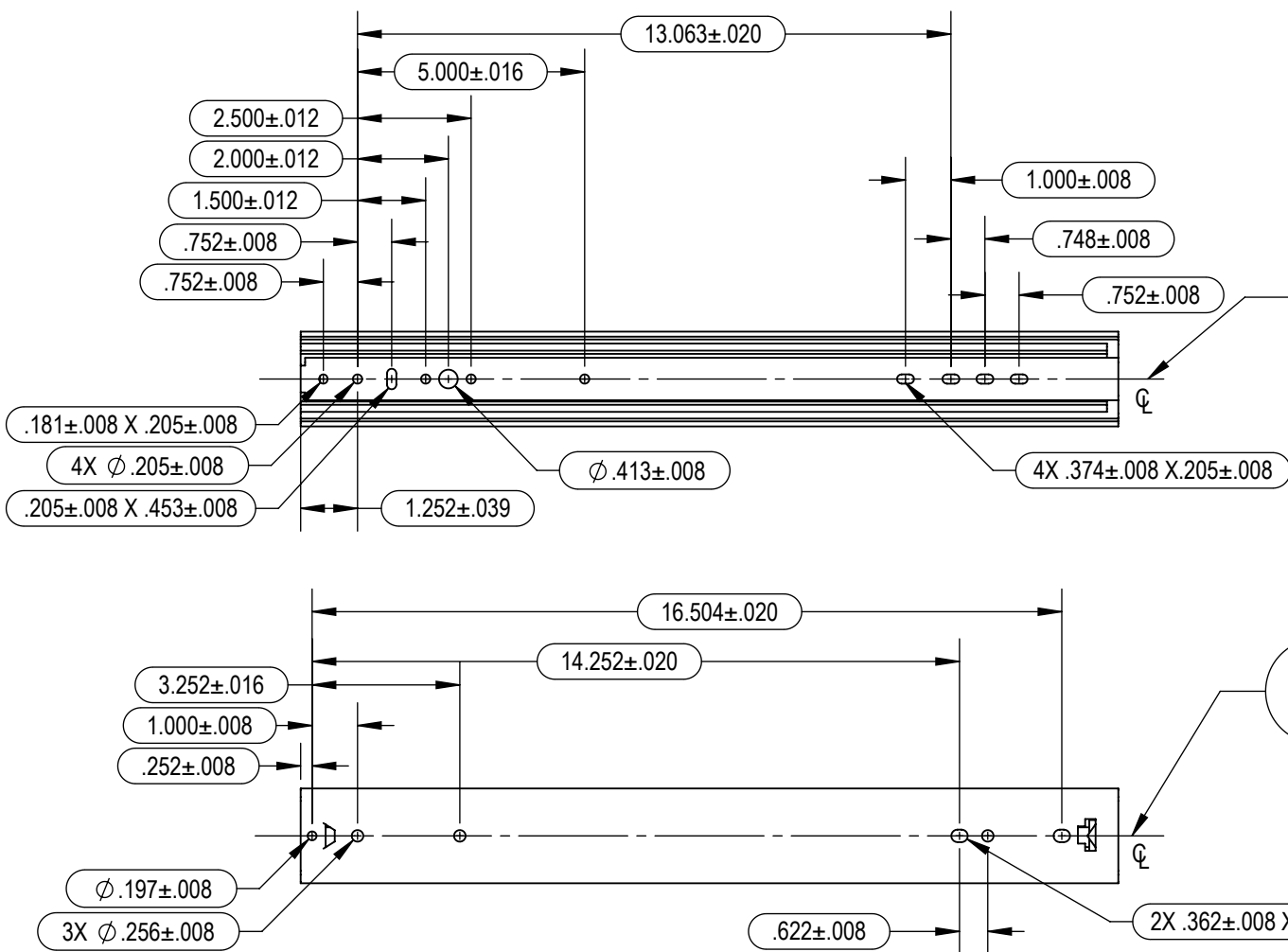


SIZE

A

NAME	ENGR	SALES	QUALITY	REV
KCHEN	BW	PN		4
DATE	9/4/2019	11/18/2021	11/18/2021	
SCALE: 1:4	DO NOT SCALE			SHEET 2 OF 2





ALL HOLES & SLOTS MUST
BE ALIGNED WITH C/L OF
INNER MEMBER ±.008

ALL HOLES & SLOTS MUST
BE ALIGNED WITH C/L OF
OUTER MEMBER ±.008

PART NUMBER:

I-DS-2250-18-QD

MATERIAL:

STEEL

DESCRIPTION:

2250 SERIES 18" SLIDE

FINISH:

ZINC PLATED



RYADON INC.

UNLESS OTHERWISE SPECIFIED:

DIMENSIONS ARE IN INCHES [mm]

.XX [X] = ± 0.03 [0.8mm]
.XXX [XX] = ± 0.015 [0.38mm]
.XXXX [XXX] = ± 0.0080 [0.203mm]
FRACTIONAL = ± 1/32"
ANGULAR: ± 1.0°

THIRD ANGLE PROJECTION



SIZE
A

PROPRIETARY AND CONFIDENTIAL

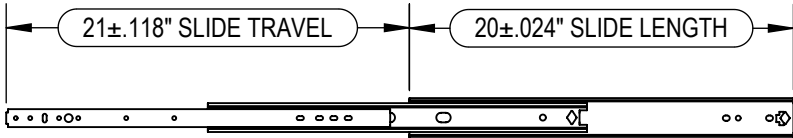
THE INFORMATION CONTAINED IN THIS DRAWING IS THE SOLE PROPERTY OF RYADON INC. ANY REPRODUCTION
IN PART OR AS A WHOLE WITHOUT THE WRITTEN PERMISSION OF RYADON INC. IS PROHIBITED.

NAME	ENGR	SALES	QUALITY	REV
KCHEN	BW	PN		4
DATE	9/4/2019	11/18/2021	11/18/2021	
SCALE: 1:4	DO NOT SCALE			SHEET 2 OF 2

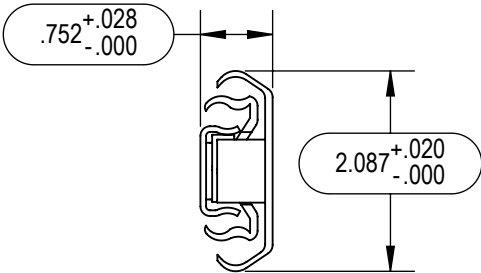
NOTES:

1. DIMENSIONS APPLY AFTER FINISH.
2. DO NOT SCALE DRAWING.
3. BREAK ALL SHARP EDGES AND REMOVE ALL BURRS.
4. MUST HAVE NO SCRATCHES, DINGS, DENTS OR SURFACE IMPERFECTIONS OTHER THAN SURFACE FINISH REQUIREMENTS.
5. CRITICAL DIMENSIONS ARE INDICATED BY:
6. TO BE INSPECTED TO 2.5 AQL SAMPLING PLAN UNLESS OTHERWISE STATED.
7. ENSURE PACKAGING WILL PROVIDE ADEQUATE PROTECTION DURING TRANSPORT.
8. GEOMETRIC FEATURES NOT DIMENSIONED ARE CONTROLLED BY 3D MODEL.

REVISIONS			
REV.	DESCRIPTION	DATE	BY
1	INITIAL RELEASE	6/28/2018	NS
2	UPDATED TO CURRENT REVISION	9/4/2019	KC
3	ADD HOLES & SLOTS C/L ALIGNMENT TOLERANCE ± .008	7/13/2021	KC
4	CORRECT FASTENERS RECOMMENDATIONS	11/18/2021	KC



SCALE: 1:10



SCALE: 1:2

RECOMMENDED FASTENERS

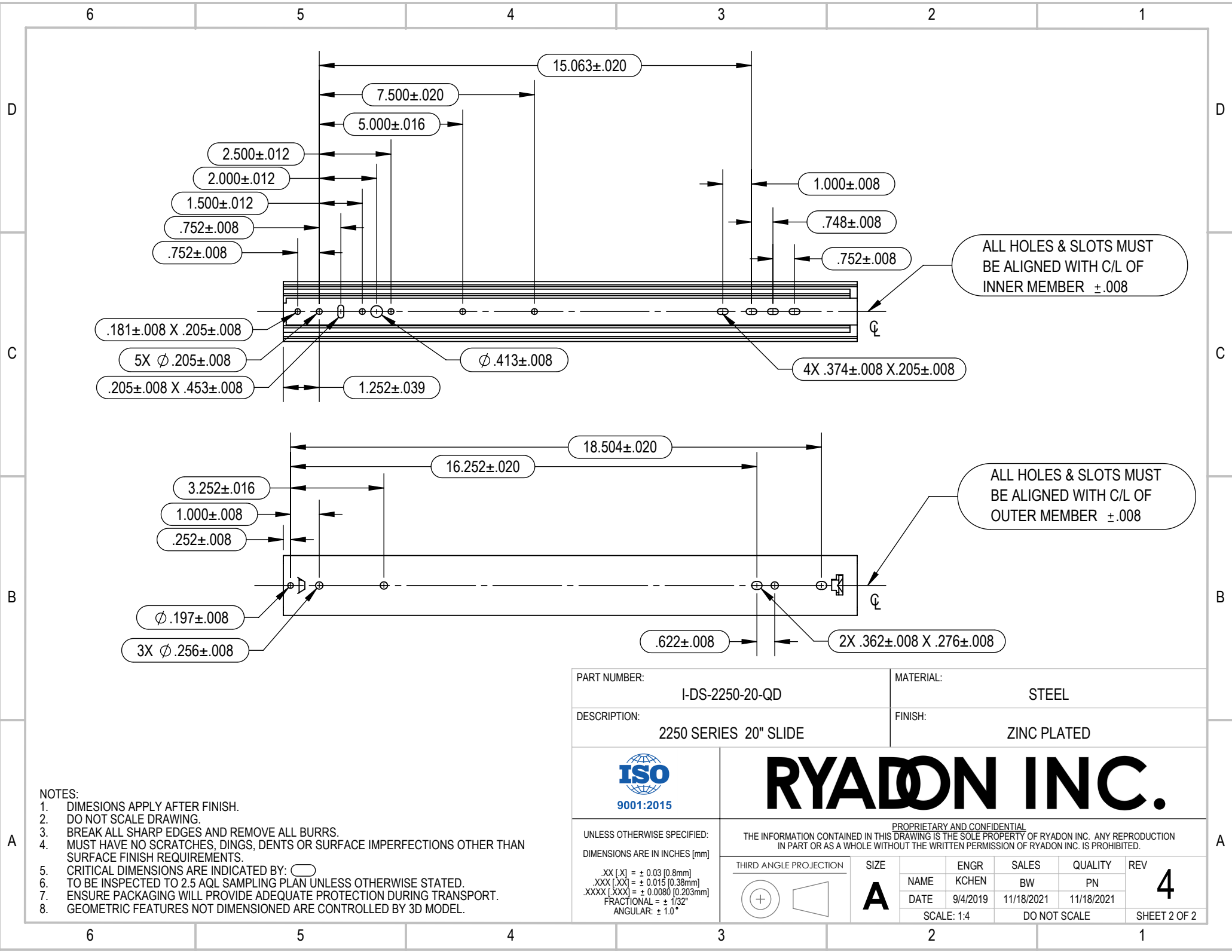
INNER MEMBER - #10 PAN HEAD WOOD OR SHEET METAL SCREWS, 10-24/10-32 PAN HEAD, HEX HEAD OR BUTTON HEAD MACHINE SCREWS (FASTENER HEAD HEIGHT NOT TO EXCEED 0.133 INCHES)


OUTER MEMBER - #14 PAN HEAD WOOD OR SHEET METAL SCREWS, 1/4 INCH LAG BOLTS, 1/4 INCH HEX CAP SCREW, 1/4 PAN HEAD, HEX HEAD, OR BUTTON HEAD MACHINE SCREWS (FASTENER HEAD HEIGHT NOT TO EXCEED 0.175 INCHES)



SIDE SPACE: .752 ± .028"
PULL FORCE: 3 -7 LBS

- NOTES:
- 1. DIMENSIONS APPLY AFTER FINISH.
 - 2. DO NOT SCALE DRAWING.
 - 3. BREAK ALL SHARP EDGES AND REMOVE ALL BURRS.
 - 4. MUST HAVE NO SCRATCHES, DINGS, DENTS OR SURFACE IMPERFECTIONS OTHER THAN SURFACE FINISH REQUIREMENTS.
 - 5. CRITICAL DIMENSIONS ARE INDICATED BY:
 - 6. TO BE INSPECTED TO 2.5 AQL SAMPLING PLAN UNLESS OTHERWISE STATED.
 - 7. ENSURE PACKAGING WILL PROVIDE ADEQUATE PROTECTION DURING TRANSPORT.
 - 8. GEOMETRIC FEATURES NOT DIMENSIONED ARE CONTROLLED BY 3D MODEL.

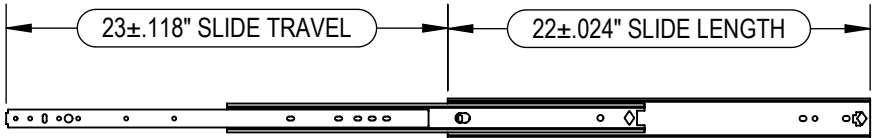
PART NUMBER: I-DS-2250-20-QD		MATERIAL: STEEL			
DESCRIPTION: 2250 SERIES 20" SLIDE		FINISH: ZINC PLATED			
		RYADON INC.			
UNLESS OTHERWISE SPECIFIED: DIMENSIONS ARE IN INCHES [mm] .XX [X] = ± 0.03 [0.8mm] .XXX [XX] = ± 0.015 [0.38mm] .XXXX [XXX] = ± 0.0080 [0.203mm] FRACTIONAL = ± 1/32" ANGULAR: ± 1.0°		PROPRIETARY AND CONFIDENTIAL THE INFORMATION CONTAINED IN THIS DRAWING IS THE SOLE PROPERTY OF RYADON INC. ANY REPRODUCTION IN PART OR AS A WHOLE WITHOUT THE WRITTEN PERMISSION OF RYADON INC. IS PROHIBITED.			
THIRD ANGLE PROJECTION 		SIZE A	ENGR NAME KCHEN DATE 9/4/2019	SALES BW 11/18/2021	QUALITY PN 11/18/2021
SCALE: DO NOT SCALE			REV 4 SHEET 1 OF 2		



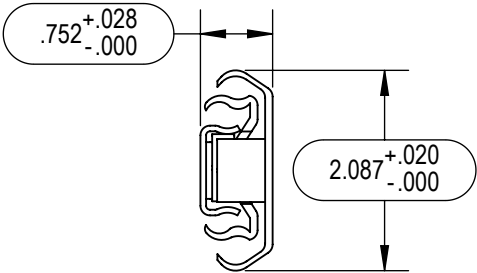
NOTES:
1. DIMENSIONS APPLY AFTER FINISH.
2. DO NOT SCALE DRAWING.
3. BREAK ALL SHARP EDGES AND REMOVE ALL BURRS.
4. MUST HAVE NO SCRATCHES, DINGS, DENTS OR SURFACE IMPERFECTIONS OTHER THAN SURFACE FINISH REQUIREMENTS.
5. CRITICAL DIMENSIONS ARE INDICATED BY: 
6. TO BE INSPECTED TO 2.5 AQL SAMPLING PLAN UNLESS OTHERWISE STATED.
7. ENSURE PACKAGING WILL PROVIDE ADEQUATE PROTECTION DURING TRANSPORT.
8. GEOMETRIC FEATURES NOT DIMENSIONED ARE CONTROLLED BY 3D MODEL.

PART NUMBER: I-DS-2250-20-QD		MATERIAL: STEEL																	
DESCRIPTION: 2250 SERIES 20" SLIDE		FINISH: ZINC PLATED																	
		RYADON INC.																	
UNLESS OTHERWISE SPECIFIED: DIMENSIONS ARE IN INCHES [mm] .XX [X] = ± 0.03 [0.8mm] .XXX [XX] = ± 0.015 [0.38mm] .XXXX [XXX] = ± 0.0080 [0.203mm] FRACTIONAL = ± 1/32" ANGULAR: ± 1.0°		PROPRIETARY AND CONFIDENTIAL THE INFORMATION CONTAINED IN THIS DRAWING IS THE SOLE PROPERTY OF RYADON INC. ANY REPRODUCTION IN PART OR AS A WHOLE WITHOUT THE WRITTEN PERMISSION OF RYADON INC. IS PROHIBITED.																	
THIRD ANGLE PROJECTION 		SIZE A	<table border="1"><tr><td>ENGR</td><td>SALES</td><td>QUALITY</td><td>REV</td></tr><tr><td>KCHEN</td><td>BW</td><td>PN</td><td>4</td></tr><tr><td>DATE</td><td>9/4/2019</td><td>11/18/2021</td><td>11/18/2021</td></tr><tr><td colspan="3">SCALE: 1:4</td><td>SHEET 2 OF 2</td></tr></table>	ENGR	SALES	QUALITY	REV	KCHEN	BW	PN	4	DATE	9/4/2019	11/18/2021	11/18/2021	SCALE: 1:4			SHEET 2 OF 2
ENGR	SALES	QUALITY	REV																
KCHEN	BW	PN	4																
DATE	9/4/2019	11/18/2021	11/18/2021																
SCALE: 1:4			SHEET 2 OF 2																

REVISIONS			
REV.	DESCRIPTION	DATE	BY
1	INITIAL RELEASE	6/28/2018	NS
2	UPDATED TO CURRENT REVISION	9/4/2019	KC
3	ADD HOLES & SLOTS C/L ALIGNMENT TOLERANCE ± .008	7/13/2021	KC
4	CORRECT FASTENERS RECOMMENDATIONS	11/18/2021	KC



SCALE: 1:10




SCALE: 1:2



RECOMMENDED FASTENERS

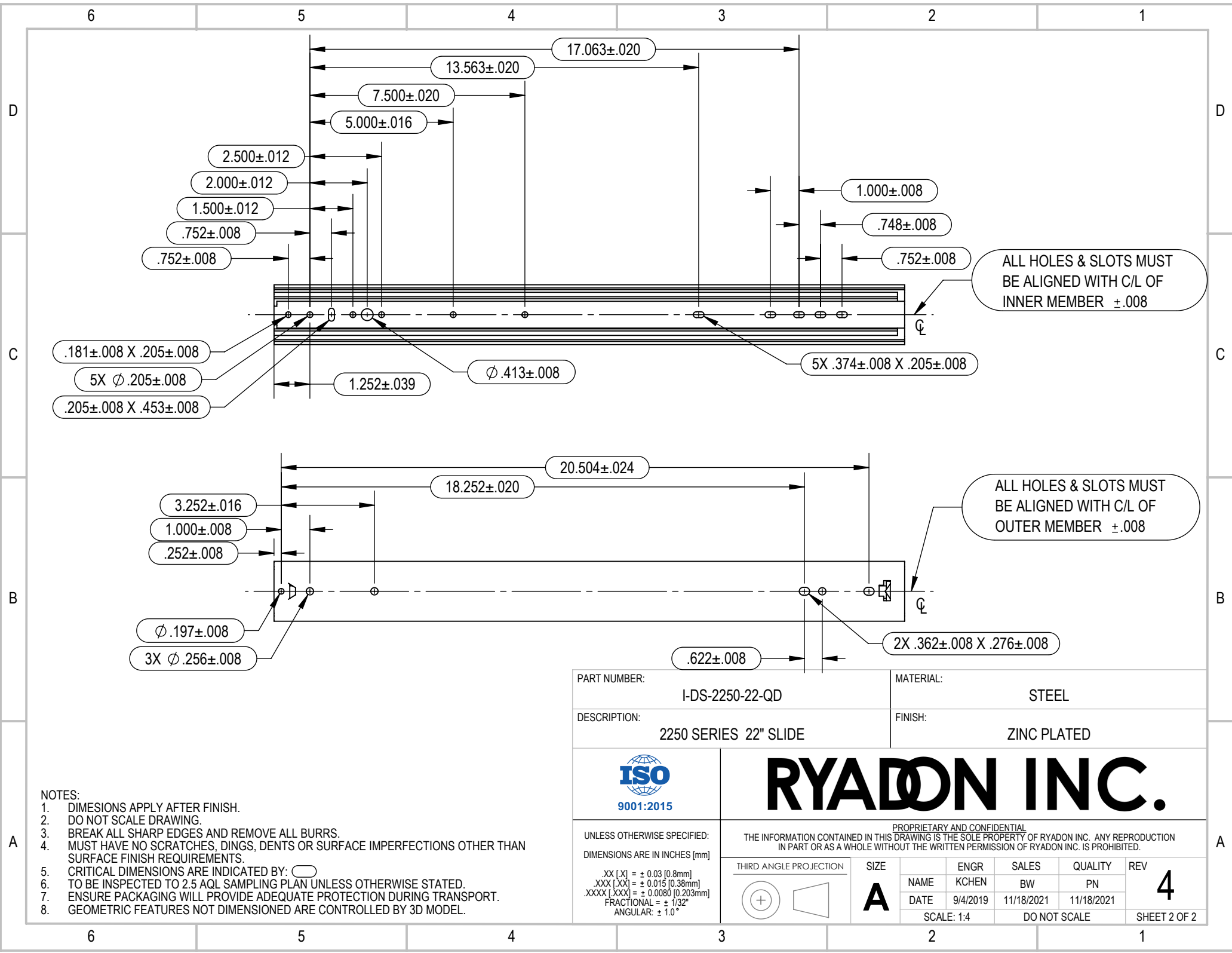
INNER MEMBER - #10 PAN HEAD WOOD OR SHEET METAL SCREWS, 10-24/10-32 PAN HEAD, HEX HEAD OR BUTTON HEAD MACHINE SCREWS (FASTENER HEAD HEIGHT NOT TO EXCEED 0.133 INCHES)

OUTER MEMBER - #14 PAN HEAD WOOD OR SHEET METAL SCREWS, 1/4 INCH LAG BOLTS, 1/4 INCH HEX CAP SCREW, 1/4 PAN HEAD, HEX HEAD, OR BUTTON HEAD MACHINE SCREWS (FASTENER HEAD HEIGHT NOT TO EXCEED 0.175 INCHES)

SIDE SPACE: .752 ± .028"
PULL FORCE: 3 -7 LBS

- NOTES:
1. DIMESIONS APPLY AFTER FINISH.
 2. DO NOT SCALE DRAWING.
 3. BREAK ALL SHARP EDGES AND REMOVE ALL BURRS.
 4. MUST HAVE NO SCRATCHES, DINGS, DENTS OR SURFACE IMPERFECTIONS OTHER THAN SURFACE FINISH REQUIREMENTS.
 5. CRITICAL DIMENSIONS ARE INDICATED BY: 
 6. TO BE INSPECTED TO 2.5 AQL SAMPLING PLAN UNLESS OTHERWISE STATED.
 7. ENSURE PACKAGING WILL PROVIDE ADEQUATE PROTECTION DURING TRANSPORT.
 8. GEOMETRIC FEATURES NOT DIMENSIONED ARE CONTROLLED BY 3D MODEL.

PART NUMBER: I-DS-2250-22-QD		MATERIAL: STEEL			
DESCRIPTION: 2250 SERIES 22" SLIDE		FINISH: ZINC PLATED			
		RYADON INC.			
UNLESS OTHERWISE SPECIFIED: DIMENSIONS ARE IN INCHES [mm] .XX [X] = ± 0.03 [0.8mm] .XXX [XX] = ± 0.015 [0.38mm] .XXXX [XXX] = ± 0.0080 [0.203mm] FRACTIONAL = ± 1/32" ANGULAR: ± 1.0°		PROPRIETARY AND CONFIDENTIAL THE INFORMATION CONTAINED IN THIS DRAWING IS THE SOLE PROPERTY OF RYADON INC. ANY REPRODUCTION IN PART OR AS A WHOLE WITHOUT THE WRITTEN PERMISSION OF RYADON INC. IS PROHIBITED.			
THIRD ANGLE PROJECTION 		SIZE A	ENGR NAME KCHEN DATE 9/4/2019	SALES BW 11/18/2021	QUALITY PN 11/18/2021
SCALE: DO NOT SCALE			REV 4 SHEET 1 OF 2		



6 5 4 3 2 1

D

D

C

C



B

B

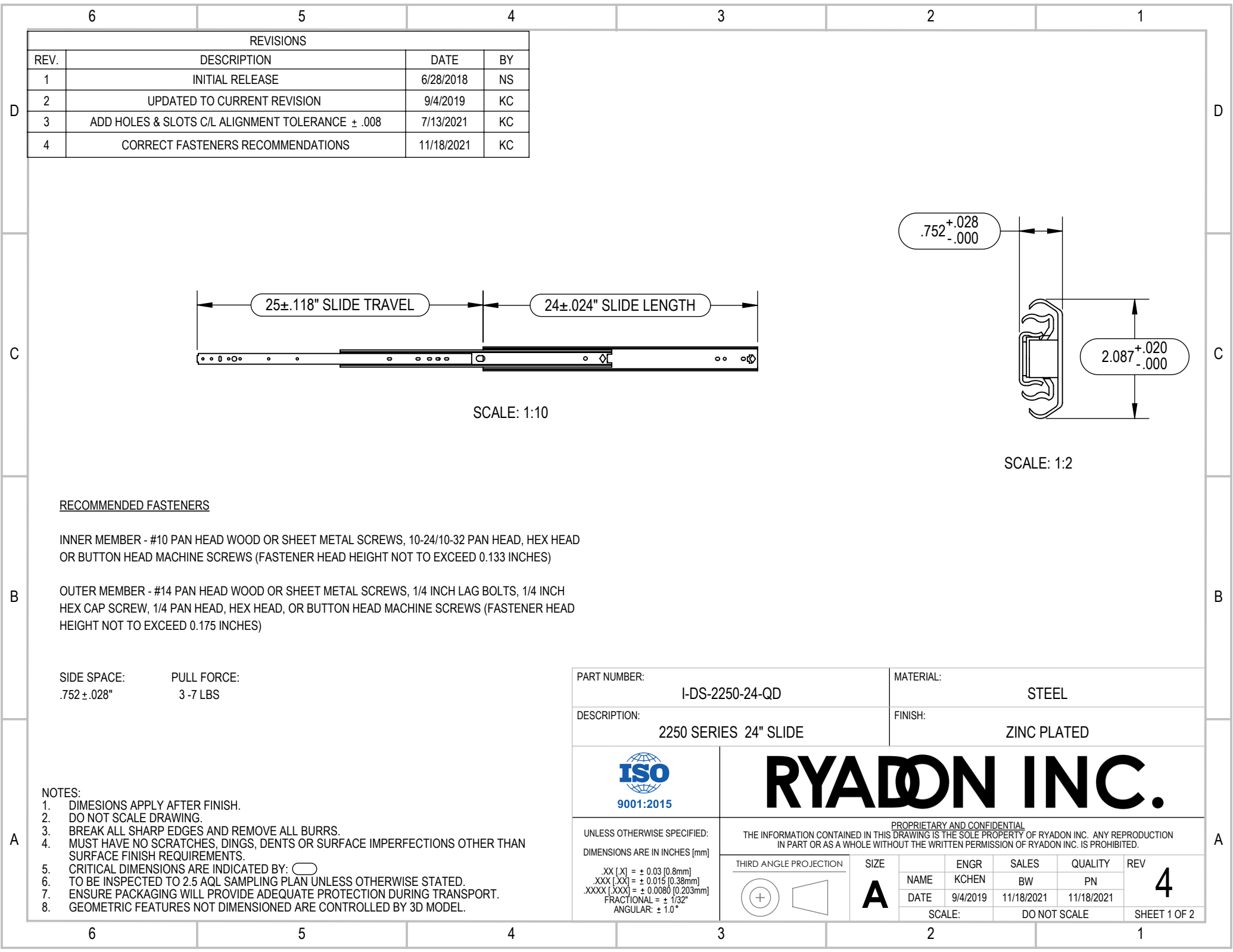
A

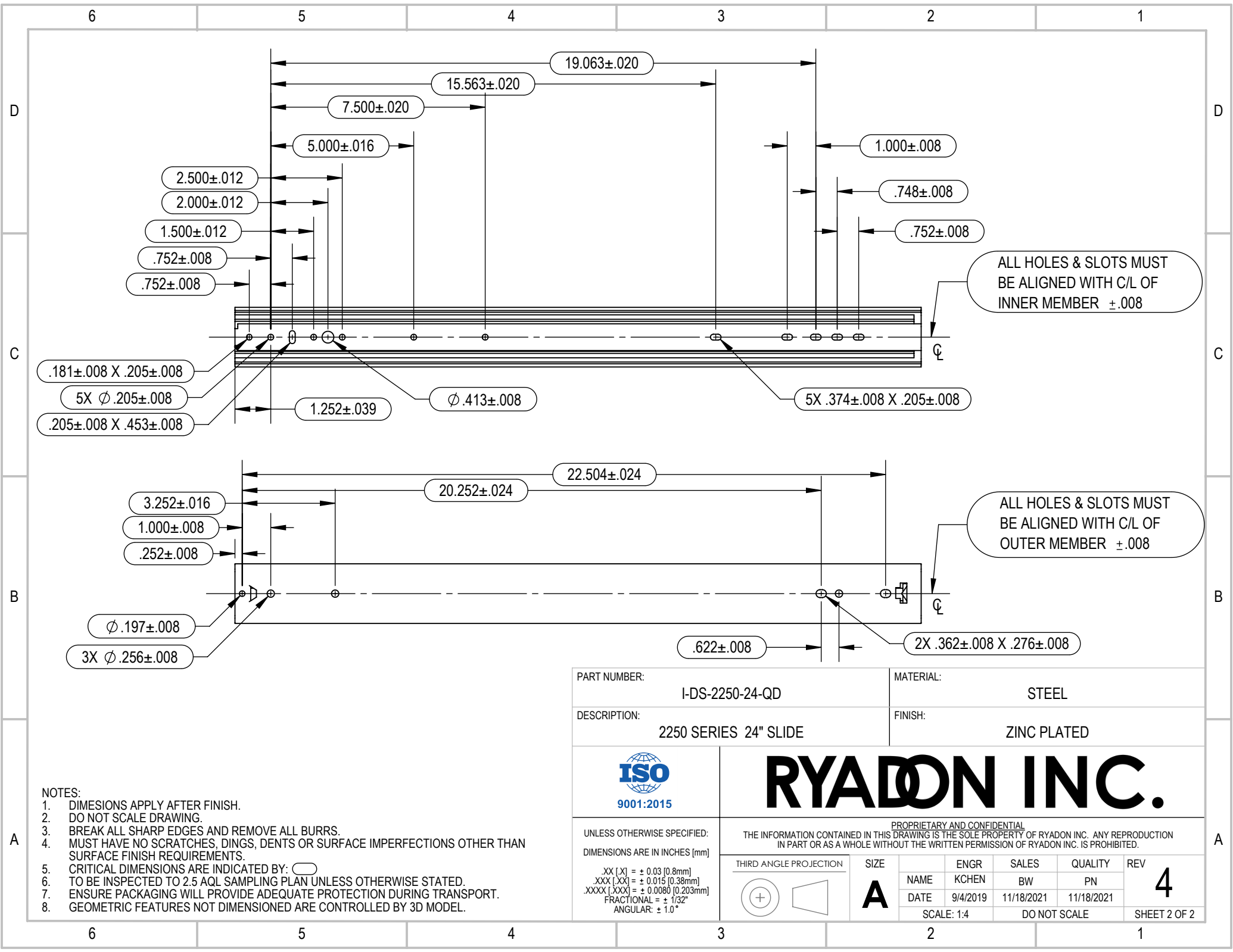
A


- NOTES:
1. DIMENSIONS APPLY AFTER FINISH.
 2. DO NOT SCALE DRAWING.
 3. BREAK ALL SHARP EDGES AND REMOVE ALL BURRS.
 4. MUST HAVE NO SCRATCHES, DINGS, DENTS OR SURFACE IMPERFECTIONS OTHER THAN SURFACE FINISH REQUIREMENTS.
 5. CRITICAL DIMENSIONS ARE INDICATED BY:
 6. TO BE INSPECTED TO 2.5 AQL SAMPLING PLAN UNLESS OTHERWISE STATED.
 7. ENSURE PACKAGING WILL PROVIDE ADEQUATE PROTECTION DURING TRANSPORT.
 8. GEOMETRIC FEATURES NOT DIMENSIONED ARE CONTROLLED BY 3D MODEL.


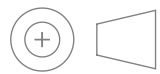
PART NUMBER: I-DS-2250-22-QD		MATERIAL: STEEL						
DESCRIPTION: 2250 SERIES 22" SLIDE		FINISH: ZINC PLATED						
<div></div>		<div>RYADON INC.</div>						
UNLESS OTHERWISE SPECIFIED: DIMENSIONS ARE IN INCHES [mm] XX [X] = ± 0.03 [0.8mm] .XXX [XX] = ± 0.015 [0.38mm] .XXXX [XXX] = ± 0.0080 [0.203mm] FRACTIONAL = ± 1/32" ANGULAR = ± 1.0°		<div>PROPRIETARY AND CONFIDENTIAL</div> <div>THE INFORMATION CONTAINED IN THIS DRAWING IS THE SOLE PROPERTY OF RYADON INC. ANY REPRODUCTION IN PART OR AS A WHOLE WITHOUT THE WRITTEN PERMISSION OF RYADON INC. IS PROHIBITED.</div>						
<div>THIRD ANGLE PROJECTION</div> <div></div>		SIZE		ENGR	SALES	QUALITY	REV	
		A		NAME	KCHEN	BW	PN	4
				DATE	9/4/2019	11/18/2021	11/18/2021	
				SCALE: 1:4		DO NOT SCALE		
								SHEET 2 OF 2

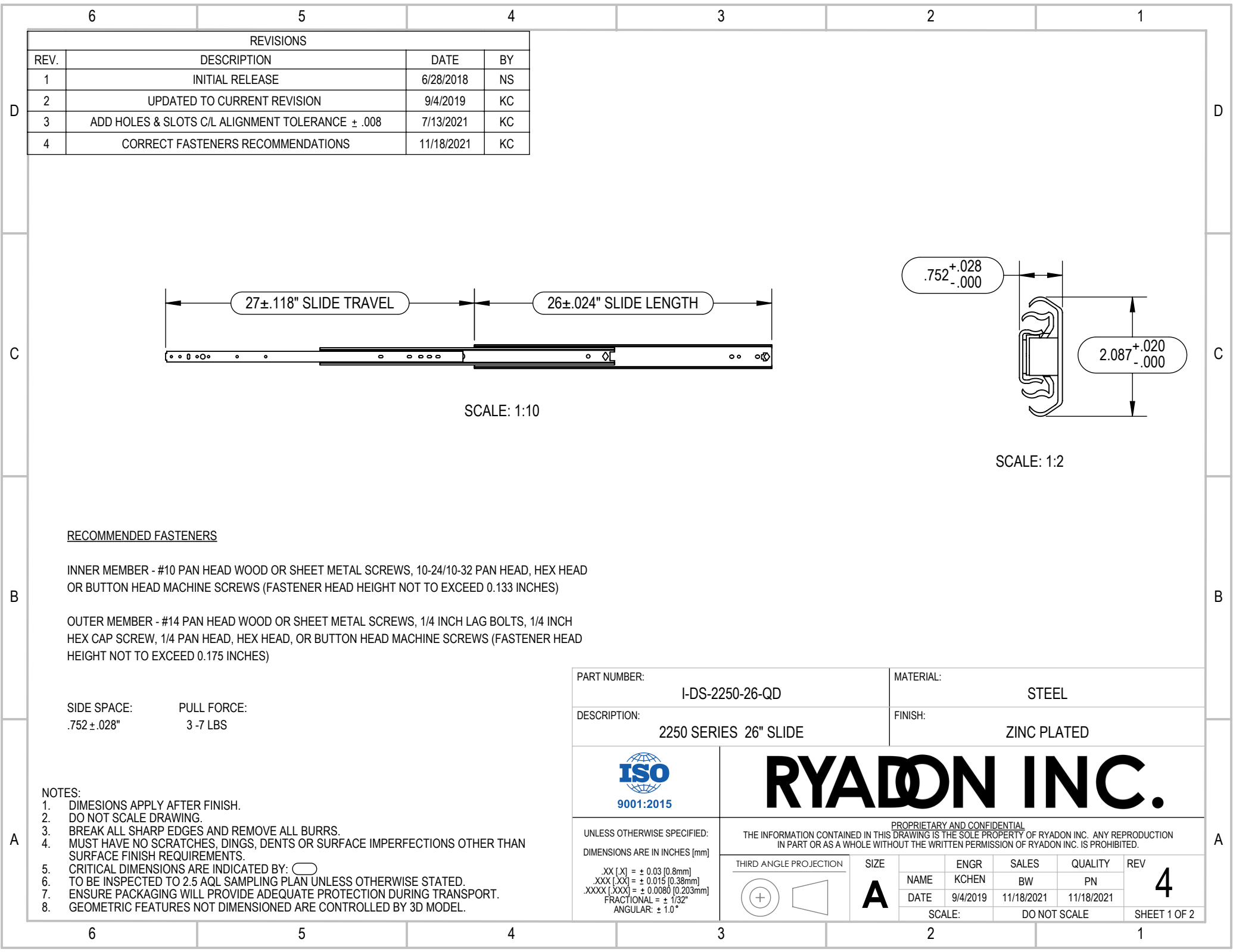
6 5 4 3 2 1

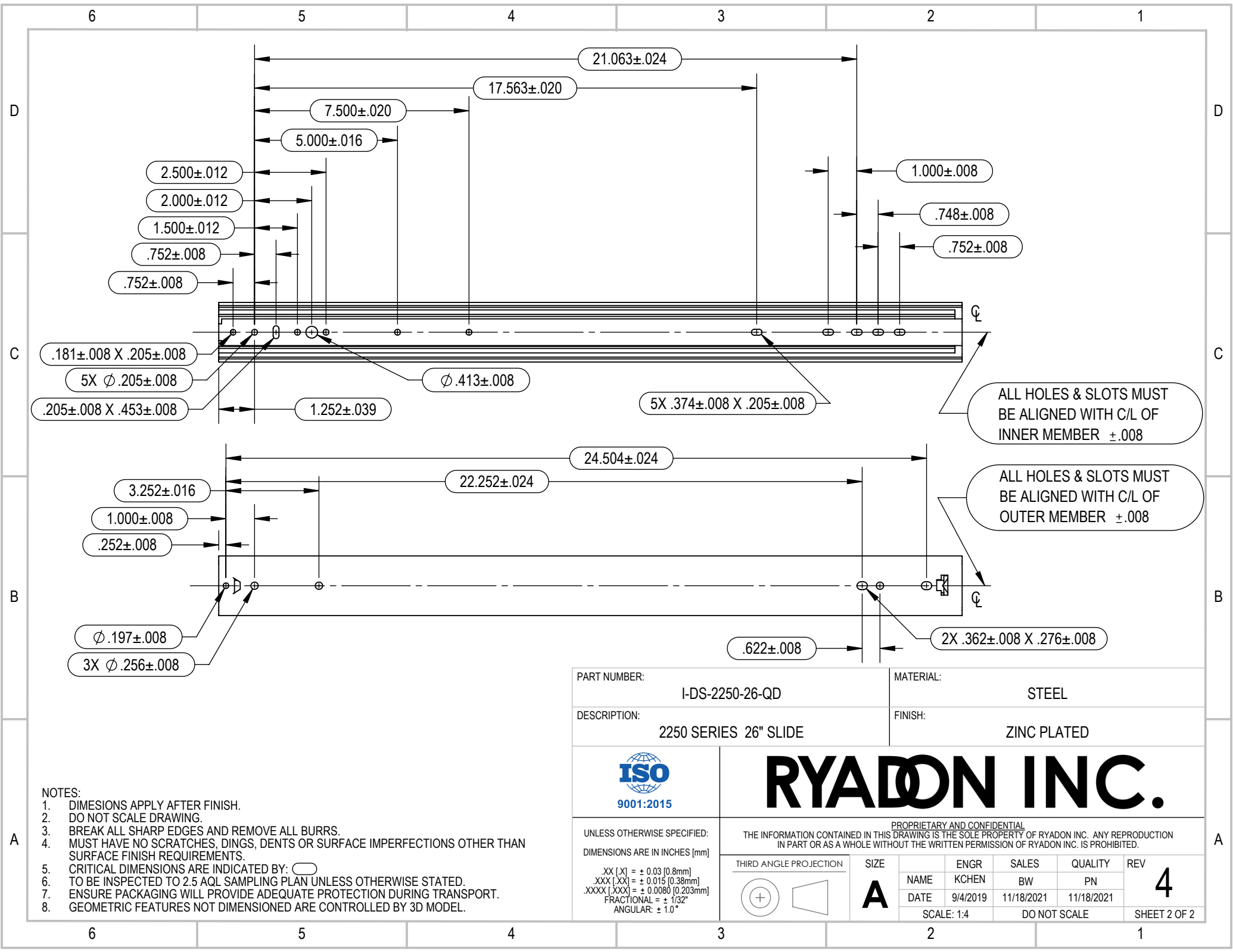







NOTES:
1. DIMENSIONS APPLY AFTER FINISH.
2. DO NOT SCALE DRAWING.
3. BREAK ALL SHARP EDGES AND REMOVE ALL BURRS.
4. MUST HAVE NO SCRATCHES, DINGS, DENTS OR SURFACE IMPERFECTIONS OTHER THAN SURFACE FINISH REQUIREMENTS.
5. CRITICAL DIMENSIONS ARE INDICATED BY: 
6. TO BE INSPECTED TO 2.5 AQL SAMPLING PLAN UNLESS OTHERWISE STATED.
7. ENSURE PACKAGING WILL PROVIDE ADEQUATE PROTECTION DURING TRANSPORT.
8. GEOMETRIC FEATURES NOT DIMENSIONED ARE CONTROLLED BY 3D MODEL.

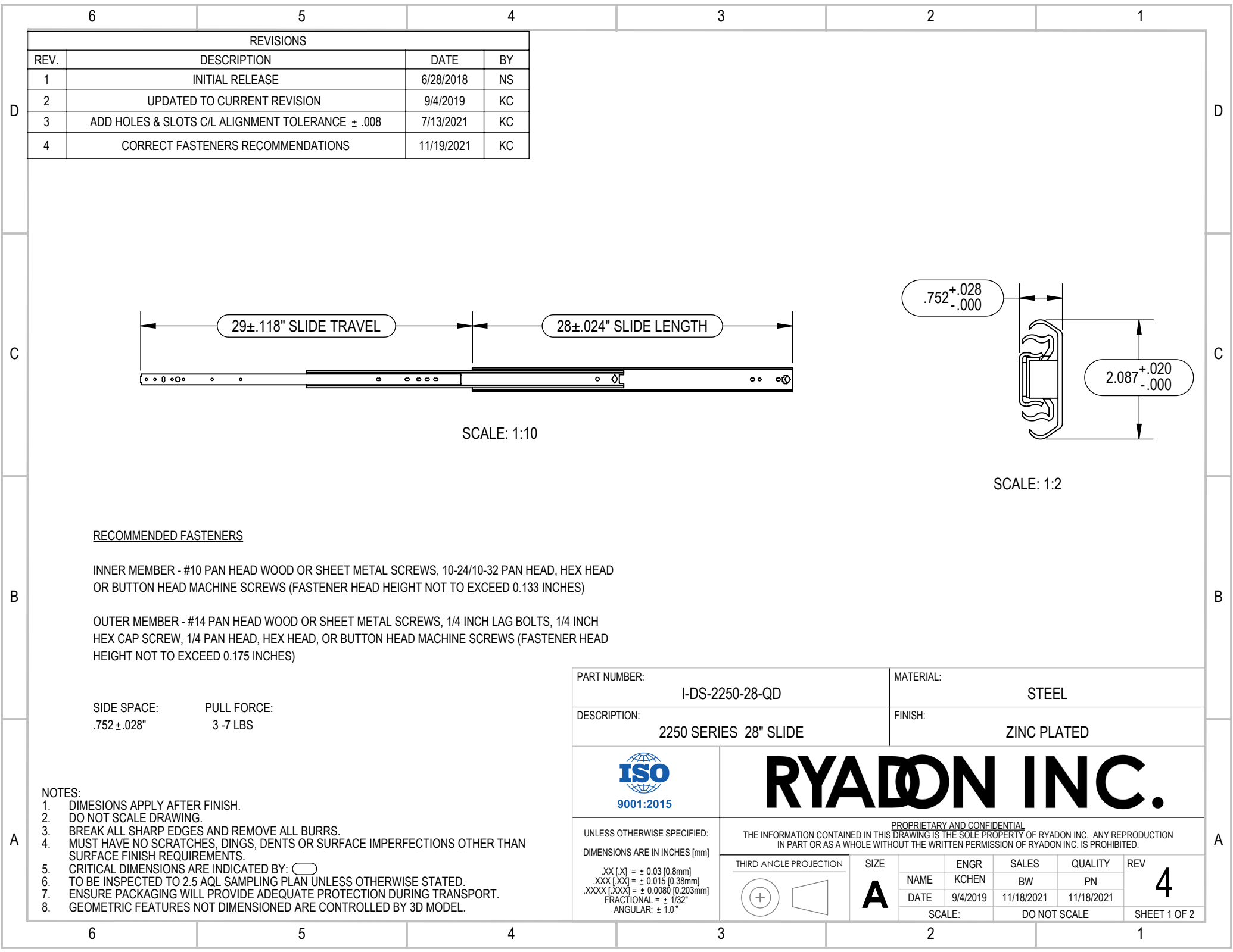
PART NUMBER: I-DS-2250-24-QD		MATERIAL: STEEL																	
DESCRIPTION: 2250 SERIES 24" SLIDE		FINISH: ZINC PLATED																	
		RYADON INC.																	
UNLESS OTHERWISE SPECIFIED: DIMENSIONS ARE IN INCHES [mm] .XX [X] = ± 0.03 [0.8mm] .XXX [XX] = ± 0.015 [0.38mm] .XXXX [XXX] = ± 0.0080 [0.203mm] FRACTIONAL = ± 1/32" ANGULAR = ± 1.0°		PROPRIETARY AND CONFIDENTIAL THE INFORMATION CONTAINED IN THIS DRAWING IS THE SOLE PROPERTY OF RYADON INC. ANY REPRODUCTION IN PART OR AS A WHOLE WITHOUT THE WRITTEN PERMISSION OF RYADON INC. IS PROHIBITED.																	
THIRD ANGLE PROJECTION 		SIZE A	<table border="1"><tr><td>ENGR</td><td>SALES</td><td>QUALITY</td><td>REV</td></tr><tr><td>KCHEN</td><td>BW</td><td>PN</td><td>4</td></tr><tr><td>DATE</td><td>9/4/2019</td><td>11/18/2021</td><td>11/18/2021</td></tr><tr><td colspan="2">SCALE: 1:4</td><td colspan="2">DO NOT SCALE</td></tr></table>	ENGR	SALES	QUALITY	REV	KCHEN	BW	PN	4	DATE	9/4/2019	11/18/2021	11/18/2021	SCALE: 1:4		DO NOT SCALE	
ENGR	SALES	QUALITY	REV																
KCHEN	BW	PN	4																
DATE	9/4/2019	11/18/2021	11/18/2021																
SCALE: 1:4		DO NOT SCALE																	

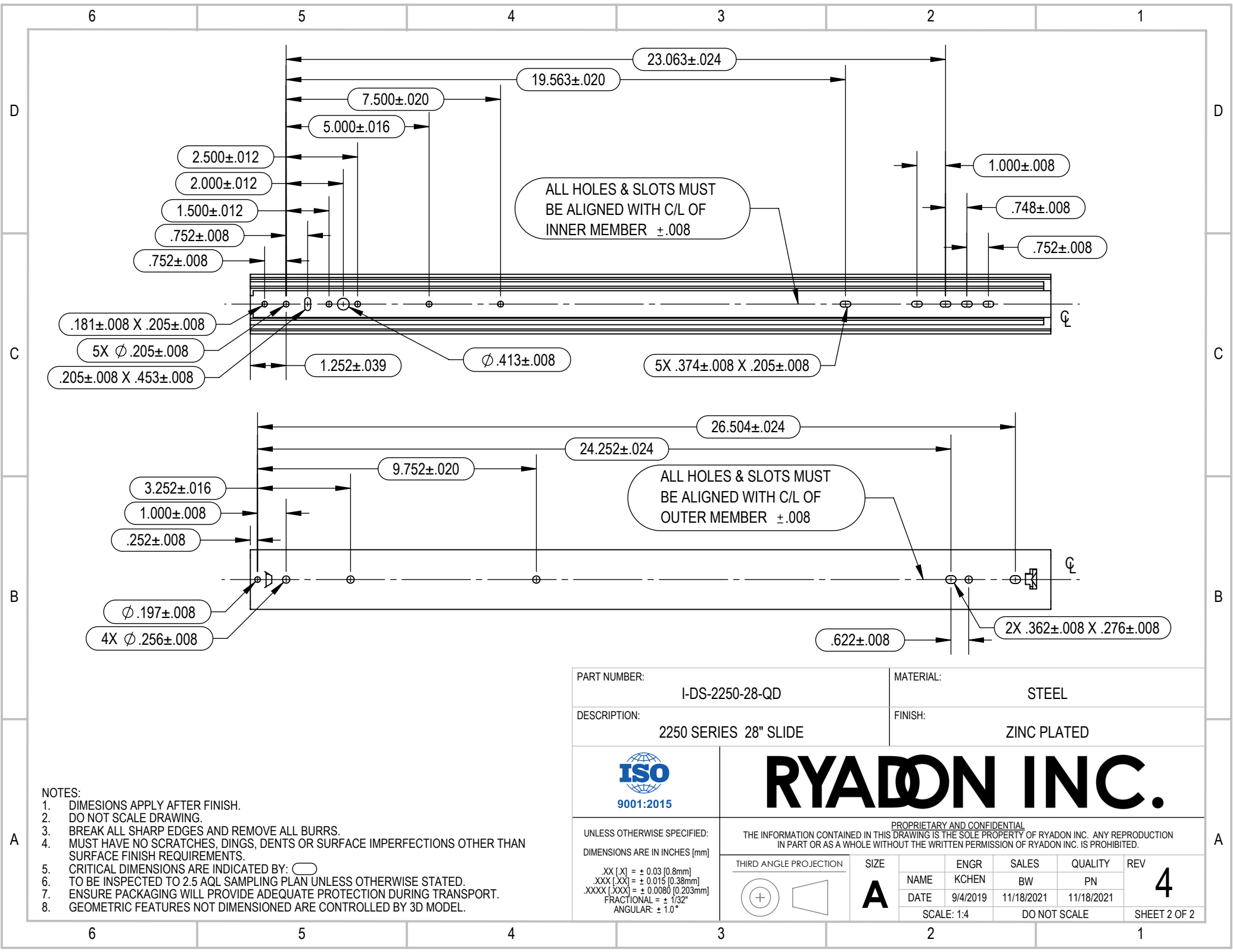






NOTES:
1. DIMENSIONS APPLY AFTER FINISH.
2. DO NOT SCALE DRAWING.
3. BREAK ALL SHARP EDGES AND REMOVE ALL BURRS.
4. MUST HAVE NO SCRATCHES, DINGS, DENTS OR SURFACE IMPERFECTIONS OTHER THAN SURFACE FINISH REQUIREMENTS.
5. CRITICAL DIMENSIONS ARE INDICATED BY: 
6. TO BE INSPECTED TO 2.5 AQL SAMPLING PLAN UNLESS OTHERWISE STATED.
7. ENSURE PACKAGING WILL PROVIDE ADEQUATE PROTECTION DURING TRANSPORT.
8. GEOMETRIC FEATURES NOT DIMENSIONED ARE CONTROLLED BY 3D MODEL.

PART NUMBER: I-DS-2250-26-QD		MATERIAL: STEEL																	
DESCRIPTION: 2250 SERIES 26" SLIDE		FINISH: ZINC PLATED																	
		RYADON INC.																	
UNLESS OTHERWISE SPECIFIED: DIMENSIONS ARE IN INCHES [mm] .XX [X] = ± 0.03 [0.8mm] .XXX [XX] = ± 0.015 [0.38mm] .XXXX [XXX] = ± 0.0080 [0.203mm] FRACTIONAL = ± 1/32" ANGULAR: ± 1.0°		PROPRIETARY AND CONFIDENTIAL THE INFORMATION CONTAINED IN THIS DRAWING IS THE SOLE PROPERTY OF RYADON INC. ANY REPRODUCTION IN PART OR AS A WHOLE WITHOUT THE WRITTEN PERMISSION OF RYADON INC. IS PROHIBITED.																	
THIRD ANGLE PROJECTION 		SIZE A	<table border="1"><thead><tr><th>ENGR</th><th>SALES</th><th>QUALITY</th><th>REV</th></tr></thead><tbody><tr><td>KCHEN</td><td>BW</td><td>PN</td><td>4</td></tr><tr><td>DATE</td><td>9/4/2019</td><td>11/18/2021</td><td>11/18/2021</td></tr><tr><td colspan="2">SCALE: 1:4</td><td colspan="2">DO NOT SCALE</td></tr></tbody></table>	ENGR	SALES	QUALITY	REV	KCHEN	BW	PN	4	DATE	9/4/2019	11/18/2021	11/18/2021	SCALE: 1:4		DO NOT SCALE	
ENGR	SALES	QUALITY	REV																
KCHEN	BW	PN	4																
DATE	9/4/2019	11/18/2021	11/18/2021																
SCALE: 1:4		DO NOT SCALE																	

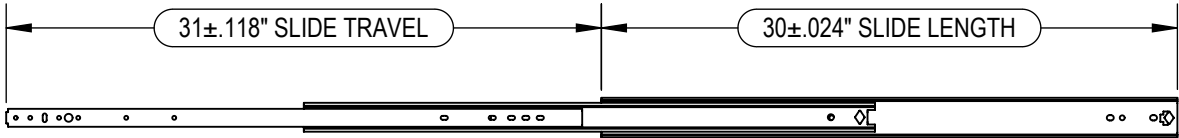




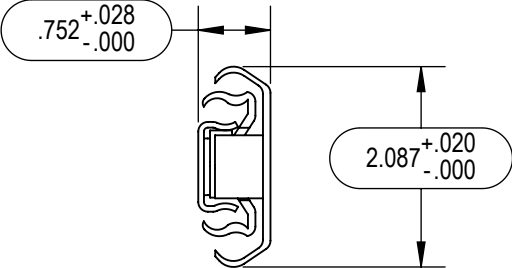
- NOTES:
1. DIMENSIONS APPLY AFTER FINISH.
 2. DO NOT SCALE DRAWING.
 3. BREAK ALL SHARP EDGES AND REMOVE ALL BURRS.
 4. MUST HAVE NO SCRATCHES, DINGS, DENTS OR SURFACE IMPERFECTIONS OTHER THAN SURFACE FINISH REQUIREMENTS.
 5. CRITICAL DIMENSIONS ARE INDICATED BY:
 6. TO BE INSPECTED TO 2.5 AQL SAMPLING PLAN UNLESS OTHERWISE STATED.
 7. ENSURE PACKAGING WILL PROVIDE ADEQUATE PROTECTION DURING TRANSPORT.
 8. GEOMETRIC FEATURES NOT DIMENSIONED ARE CONTROLLED BY 3D MODEL.

PART NUMBER: I-DS-2250-28-QD		MATERIAL: STEEL																	
DESCRIPTION: 2250 SERIES 28" SLIDE		FINISH: ZINC PLATED																	
		RYADON INC.																	
UNLESS OTHERWISE SPECIFIED: DIMENSIONS ARE IN INCHES [mm] .XX [X] = ± 0.03 [0.8mm] .XXX [XX] = ± 0.015 [0.38mm] .XXXX [XXX] = ± 0.0080 [0.203mm] FRACTIONAL = ± 1/32" ANGULAR = ± 1.0°		PROPRIETARY AND CONFIDENTIAL THE INFORMATION CONTAINED IN THIS DRAWING IS THE SOLE PROPERTY OF RYADON INC. ANY REPRODUCTION IN PART OR AS A WHOLE WITHOUT THE WRITTEN PERMISSION OF RYADON INC. IS PROHIBITED.																	
THIRD ANGLE PROJECTION 		SIZE A	<table border="1"><thead><tr><th>ENGR</th><th>SALES</th><th>QUALITY</th><th>REV</th></tr></thead><tbody><tr><td>KCHEN</td><td>BW</td><td>PN</td><td>4</td></tr><tr><td>DATE</td><td>9/4/2019</td><td>11/18/2021</td><td>11/18/2021</td></tr><tr><td colspan="3">SCALE: 1:4</td><td>SHEET 2 OF 2</td></tr></tbody></table>	ENGR	SALES	QUALITY	REV	KCHEN	BW	PN	4	DATE	9/4/2019	11/18/2021	11/18/2021	SCALE: 1:4			SHEET 2 OF 2
ENGR	SALES	QUALITY	REV																
KCHEN	BW	PN	4																
DATE	9/4/2019	11/18/2021	11/18/2021																
SCALE: 1:4			SHEET 2 OF 2																

REVISIONS			
REV.	DESCRIPTION	DATE	BY
1	INITIAL RELEASE	6/28/2018	NS
2	UPDATED TO CURRENT REVISION	9/4/2019	KC
3	ADD HOLES & SLOTS C/L ALIGNMENT TOLERANCE $\pm .008$	7/13/2021	KC
4	CORRECT FASTENERS RECOMMENDATIONS	11/19/2021	KC



SCALE: 1:10



SCALE: 1:2

RECOMMENDED FASTENERS

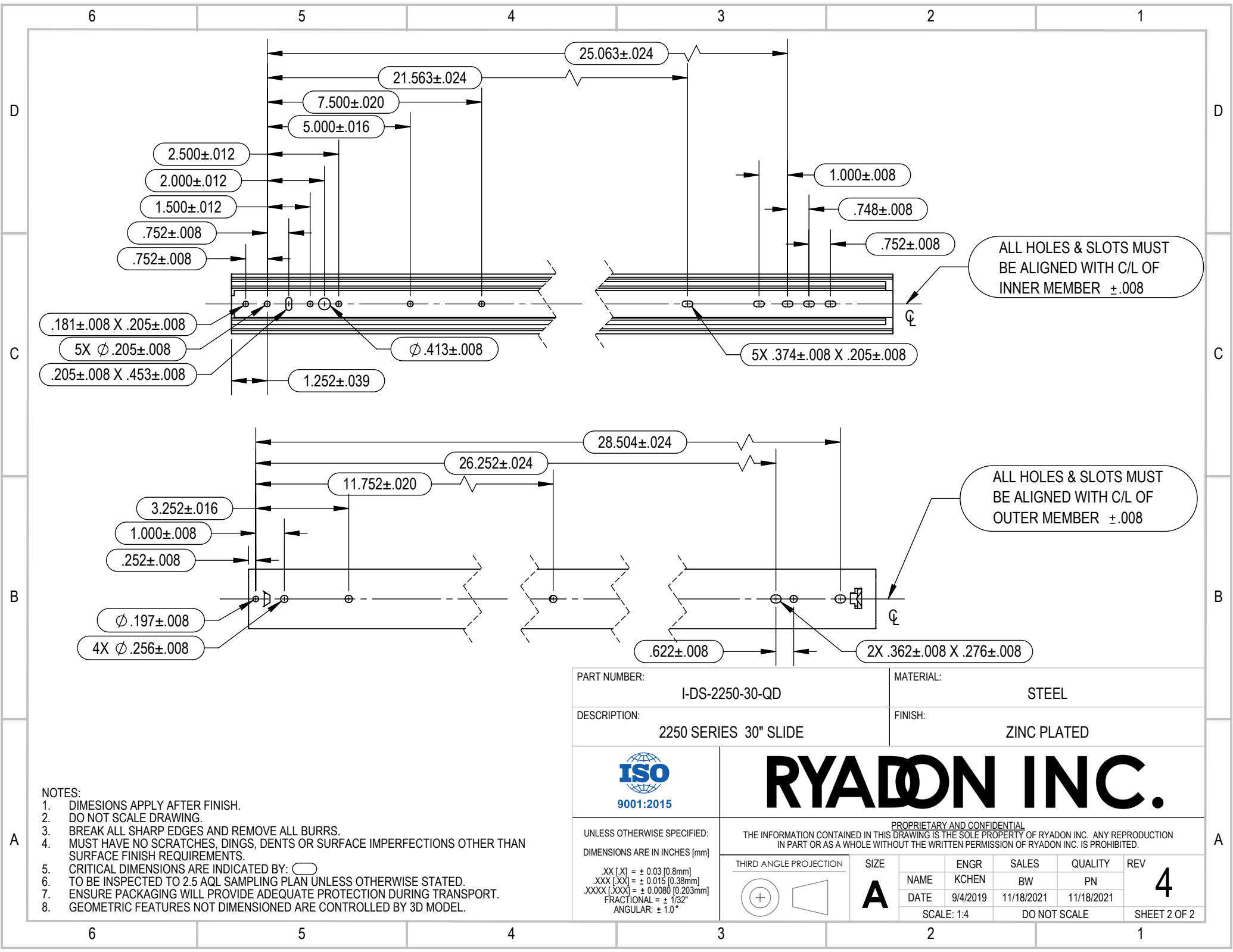
INNER MEMBER - #10 PAN HEAD WOOD OR SHEET METAL SCREWS, 10-24/10-32 PAN HEAD, HEX HEAD OR BUTTON HEAD MACHINE SCREWS (FASTENER HEAD HEIGHT NOT TO EXCEED 0.133 INCHES)

OUTER MEMBER - #14 PAN HEAD WOOD OR SHEET METAL SCREWS, 1/4 INCH LAG BOLTS, 1/4 INCH HEX CAP SCREW, 1/4 PAN HEAD, HEX HEAD, OR BUTTON HEAD MACHINE SCREWS (FASTENER HEAD HEIGHT NOT TO EXCEED 0.175 INCHES)

SIDE SPACE: .752 \pm .028"
PULL FORCE: 3 -7 LBS

- NOTES:
1. DIMESIONS APPLY AFTER FINISH.
 2. DO NOT SCALE DRAWING.
 3. BREAK ALL SHARP EDGES AND REMOVE ALL BURRS.
 4. MUST HAVE NO SCRATCHES, DINGS, DENTS OR SURFACE IMPERFECTIONS OTHER THAN SURFACE FINISH REQUIREMENTS.
 5. CRITICAL DIMENSIONS ARE INDICATED BY:
 6. TO BE INSPECTED TO 2.5 AQL SAMPLING PLAN UNLESS OTHERWISE STATED.
 7. ENSURE PACKAGING WILL PROVIDE ADEQUATE PROTECTION DURING TRANSPORT.
 8. GEOMETRIC FEATURES NOT DIMENSIONED ARE CONTROLLED BY 3D MODEL.

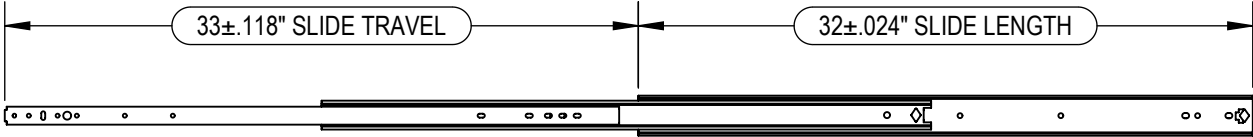
PART NUMBER: I-DS-2250-30-QD		MATERIAL: STEEL																	
DESCRIPTION: 2250 SERIES 30" SLIDE		FINISH: ZINC PLATED																	
UNLESS OTHERWISE SPECIFIED: DIMENSIONS ARE IN INCHES [mm] <div> .XX [X] = ± 0.03 [0.8mm] .XXX [XX] = ± 0.015 [0.38mm] .XXXX [XXX] = ± 0.0080 [0.203mm] FRACTIONAL = $\pm 1/32$" ANGULAR: $\pm 1.0^\circ$ </div>		PROPRIETARY AND CONFIDENTIAL THE INFORMATION CONTAINED IN THIS DRAWING IS THE SOLE PROPERTY OF RYADON INC. ANY REPRODUCTION IN PART OR AS A WHOLE WITHOUT THE WRITTEN PERMISSION OF RYADON INC. IS PROHIBITED.																	
THIRD ANGLE PROJECTION 		SIZE A	<table> <tr> <th>ENGR</th><th>SALES</th><th>QUALITY</th><th>REV</th></tr> <tr> <td>NAME KCHEN</td><td>BW</td><td>PN</td><td>4</td></tr> <tr> <td>DATE 9/4/2019</td><td>11/18/2021</td><td>11/18/2021</td><td></td></tr> <tr> <td colspan="2">SCALE: DO NOT SCALE</td><td colspan="2">SHEET 1 OF 2</td></tr> </table>	ENGR	SALES	QUALITY	REV	NAME KCHEN	BW	PN	4	DATE 9/4/2019	11/18/2021	11/18/2021		SCALE: DO NOT SCALE		SHEET 1 OF 2	
ENGR	SALES	QUALITY	REV																
NAME KCHEN	BW	PN	4																
DATE 9/4/2019	11/18/2021	11/18/2021																	
SCALE: DO NOT SCALE		SHEET 1 OF 2																	



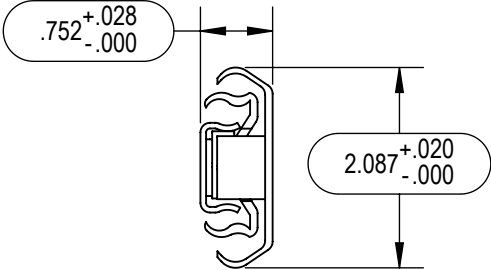
- NOTES:
1. DIMENSIONS APPLY AFTER FINISH.
 2. DO NOT SCALE DRAWING.
 3. BREAK ALL SHARP EDGES AND REMOVE ALL BURRS.
 4. MUST HAVE NO SCRATCHES, DINGS, DENTS OR SURFACE IMPERFECTIONS OTHER THAN SURFACE FINISH REQUIREMENTS.
 5. CRITICAL DIMENSIONS ARE INDICATED BY:
 6. TO BE INSPECTED TO 2.5 AQL SAMPLING PLAN UNLESS OTHERWISE STATED.
 7. ENSURE PACKAGING WILL PROVIDE ADEQUATE PROTECTION DURING TRANSPORT.
 8. GEOMETRIC FEATURES NOT DIMENSIONED ARE CONTROLLED BY 3D MODEL.

PART NUMBER: I-DS-2250-30-QD		MATERIAL: STEEL																	
DESCRIPTION: 2250 SERIES 30" SLIDE		FINISH: ZINC PLATED																	
		RYADON INC.																	
UNLESS OTHERWISE SPECIFIED: DIMENSIONS ARE IN INCHES [mm] .XX [X] = ± 0.03 [0.8mm] .XXX [XX] = ± 0.015 [0.38mm] .XXXX [XXX] = ± 0.0080 [0.203mm] FRACTIONAL = ± 1/32" ANGULAR: ± 1.0°		PROPRIETARY AND CONFIDENTIAL THE INFORMATION CONTAINED IN THIS DRAWING IS THE SOLE PROPERTY OF RYADON INC. ANY REPRODUCTION IN PART OR AS A WHOLE WITHOUT THE WRITTEN PERMISSION OF RYADON INC. IS PROHIBITED.																	
THIRD ANGLE PROJECTION 		SIZE A	<table border="1"><thead><tr><th>ENGR</th><th>SALES</th><th>QUALITY</th><th>REV</th></tr></thead><tbody><tr><td>KCHEN</td><td>BW</td><td>PN</td><td>4</td></tr><tr><td>DATE</td><td>9/4/2019</td><td>11/18/2021</td><td>11/18/2021</td></tr><tr><td colspan="3">SCALE: 1:4</td><td>SHEET 2 OF 2</td></tr></tbody></table>	ENGR	SALES	QUALITY	REV	KCHEN	BW	PN	4	DATE	9/4/2019	11/18/2021	11/18/2021	SCALE: 1:4			SHEET 2 OF 2
ENGR	SALES	QUALITY	REV																
KCHEN	BW	PN	4																
DATE	9/4/2019	11/18/2021	11/18/2021																
SCALE: 1:4			SHEET 2 OF 2																

REVISIONS			
REV.	DESCRIPTION	DATE	BY
1	INITIAL RELEASE	6/28/2018	NS
2	UPDATED TO CURRENT REVISION	9/4/2019	KC
3	ADD HOLES & SLOTS C/L ALIGNMENT TOLERANCE ± .008	7/13/2021	KC
4	CORRECT FASTENERS RECOMMENDATIONS, REMOVE HOLE COUNTERSINK FROM OUTER MEMBER AND MATCH HOLE SIZE WITH 12"-30" SLIDES	8/24/2023	KC



SCALE: 1:10



SCALE: 1:2

RECOMMENDED FASTENERS

INNER MEMBER - #10 PAN HEAD WOOD OR SHEET METAL SCREWS, 10-24/10-32 PAN HEAD, HEX HEAD OR BUTTON HEAD MACHINE SCREWS (FASTENER HEAD HEIGHT NOT TO EXCEED 0.133 INCHES)

OUTER MEMBER - #14 PAN HEAD WOOD OR SHEET METAL SCREWS, 1/4 INCH LAG BOLTS, 1/4 INCH HEX CAP SCREW, 1/4 PAN HEAD, HEX HEAD, OR BUTTON HEAD MACHINE SCREWS (FASTENER HEAD HEIGHT NOT TO EXCEED 0.175 INCHES)

SIDE SPACE: .752 ± .028"
PULL FORCE: 3 -7 LBS

PART NUMBER:
I-DS-2250-32-QD

MATERIAL:
STEEL

DESCRIPTION:
2250 SERIES 32" SLIDE

FINISH:
ZINC PLATED

UNLESS OTHERWISE SPECIFIED:
DIMENSIONS ARE IN INCHES [mm]
.XX [X] = ± 0.03 [0.8mm]
.XXX [XX] = ± 0.015 [0.38mm]
.XXXX [XXX] = ± 0.0080 [0.203mm]
FRACTIONAL = ± 1/32"
ANGULAR: ± 1.0°

THIRD ANGLE PROJECTION

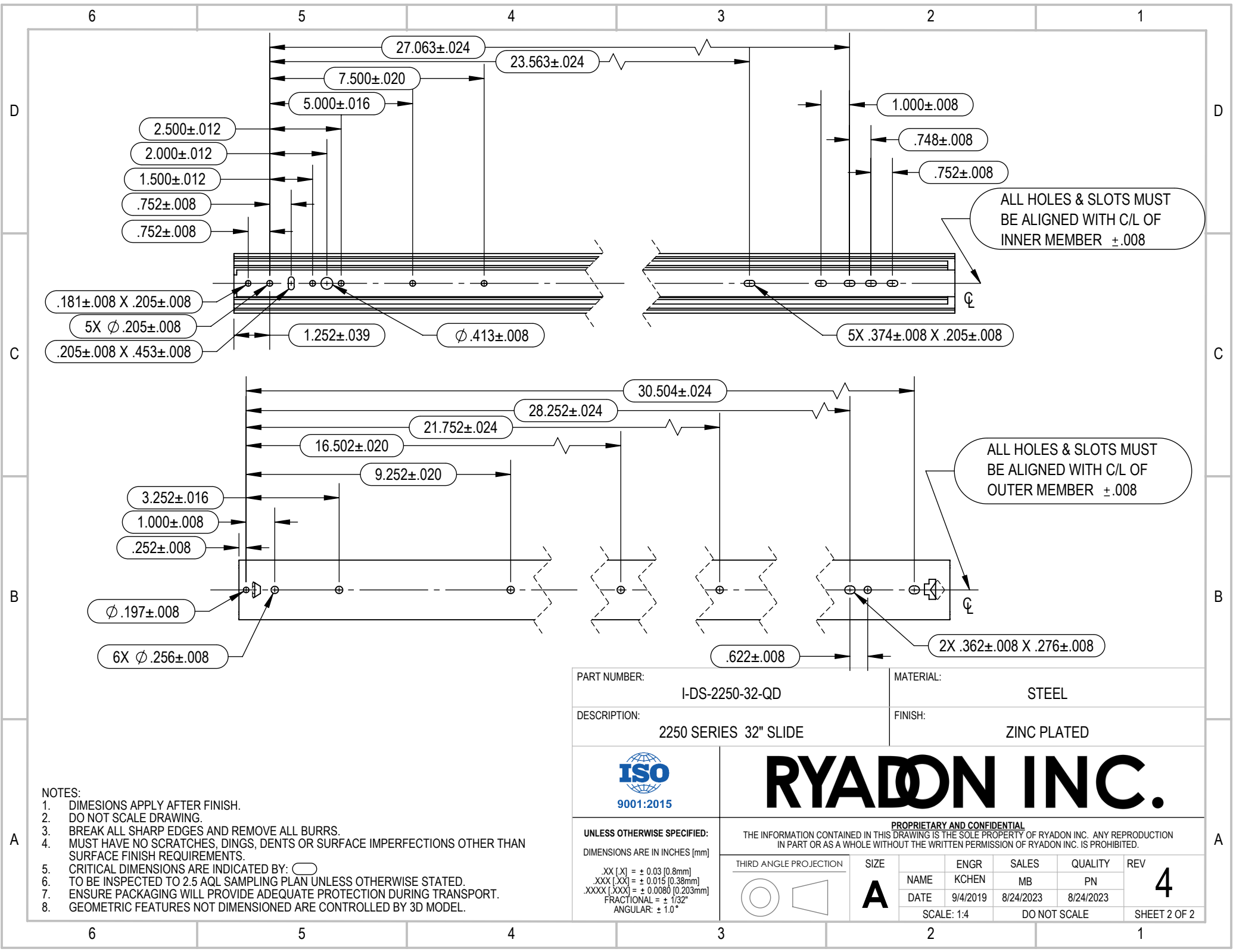
SIZE
A



ENGR	SALES	QUALITY	REV
NAME	KCHEN	MB	PN
DATE	9/4/2019	8/24/2023	8/24/2023
SCALE:	DO NOT SCALE		SHEET 1 OF 2

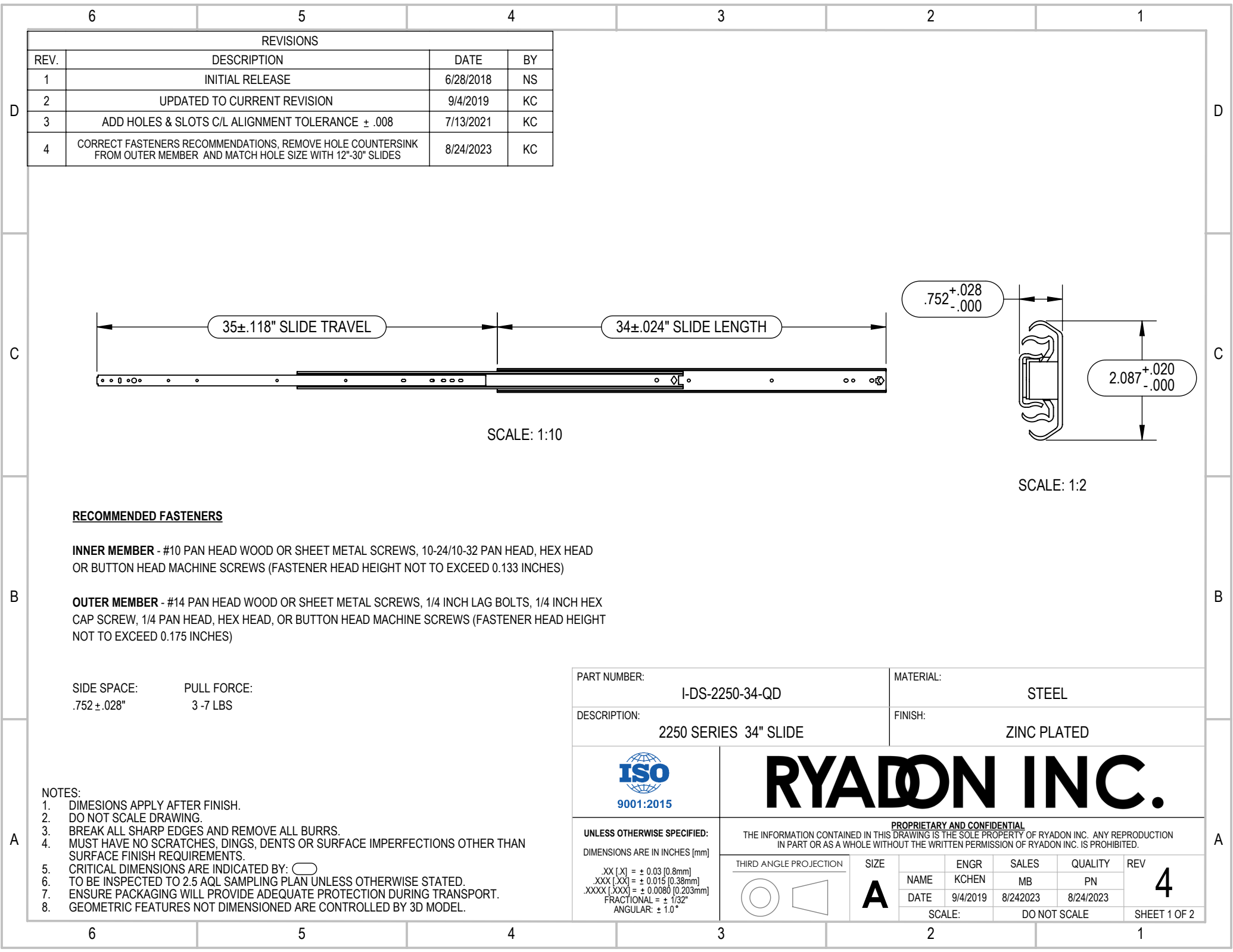
PROPRIETARY AND CONFIDENTIAL

THE INFORMATION CONTAINED IN THIS DRAWING IS THE SOLE PROPERTY OF RYADON INC. ANY REPRODUCTION IN PART OR AS A WHOLE WITHOUT THE WRITTEN PERMISSION OF RYADON INC. IS PROHIBITED.

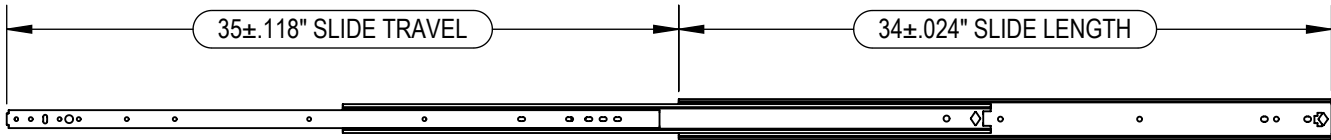
- NOTES:
- 1. DIMESIONS APPLY AFTER FINISH.
 - 2. DO NOT SCALE DRAWING.
 - 3. BREAK ALL SHARP EDGES AND REMOVE ALL BURRS.
 - 4. MUST HAVE NO SCRATCHES, DINGS, DENTS OR SURFACE IMPERFECTIONS OTHER THAN SURFACE FINISH REQUIREMENTS.
 - 5. CRITICAL DIMENSIONS ARE INDICATED BY:
 - 6. TO BE INSPECTED TO 2.5 AQL SAMPLING PLAN UNLESS OTHERWISE STATED.
 - 7. ENSURE PACKAGING WILL PROVIDE ADEQUATE PROTECTION DURING TRANSPORT.
 - 8. GEOMETRIC FEATURES NOT DIMENSIONED ARE CONTROLLED BY 3D MODEL.



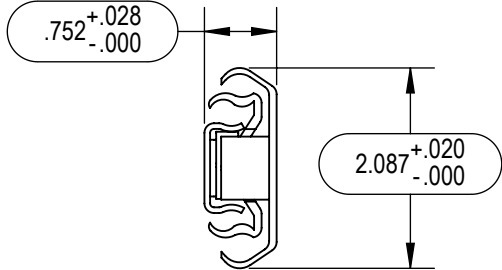
PART NUMBER: I-DS-2250-32-QD		MATERIAL: STEEL																		
DESCRIPTION: 2250 SERIES 32" SLIDE		FINISH: ZINC PLATED																		
<div> 9001:2015</div>		<div>RYADON INC.</div>																		
UNLESS OTHERWISE SPECIFIED: DIMENSIONS ARE IN INCHES [mm] XX [X] = ± 0.03 [0.8mm] .XXX [XX] = ± 0.015 [0.38mm] .XXXX [XXX] = ± 0.0080 [0.203mm] FRACTIONAL = ± 1/32" ANGULAR: ± 1.0°		PROPRIETARY AND CONFIDENTIAL THE INFORMATION CONTAINED IN THIS DRAWING IS THE SOLE PROPERTY OF RYADON INC. ANY REPRODUCTION IN PART OR AS A WHOLE WITHOUT THE WRITTEN PERMISSION OF RYADON INC. IS PROHIBITED.																		
<div>THIRD ANGLE PROJECTION</div> <div></div>		<div>SIZE</div> <div>A</div>	<table><tr><td>ENGR</td><td>KCHEN</td><td>SALES</td><td>QUALITY</td><td rowspan="3">REV 4</td></tr><tr><td>NAME</td><td>MB</td><td>PN</td></tr><tr><td>DATE</td><td>9/4/2019</td><td>8/24/2023</td><td>8/24/2023</td></tr><tr><td colspan="2">SCALE: 1:4</td><td colspan="2">DO NOT SCALE</td><td>SHEET 2 OF 2</td></tr></table>	ENGR	KCHEN	SALES	QUALITY	REV 4	NAME	MB	PN	DATE	9/4/2019	8/24/2023	8/24/2023	SCALE: 1:4		DO NOT SCALE		SHEET 2 OF 2
ENGR	KCHEN	SALES	QUALITY	REV 4																
NAME	MB	PN																		
DATE	9/4/2019	8/24/2023	8/24/2023																	
SCALE: 1:4		DO NOT SCALE		SHEET 2 OF 2																



REVISIONS			
REV.	DESCRIPTION	DATE	BY
1	INITIAL RELEASE	6/28/2018	NS
2	UPDATED TO CURRENT REVISION	9/4/2019	KC
3	ADD HOLES & SLOTS C/L ALIGNMENT TOLERANCE ± .008	7/13/2021	KC
4	CORRECT FASTENERS RECOMMENDATIONS, REMOVE HOLE COUNTERSINK FROM OUTER MEMBER AND MATCH HOLE SIZE WITH 12"-30" SLIDES	8/24/2023	KC



SCALE: 1:10




SCALE: 1:2



RECOMMENDED FASTENERS

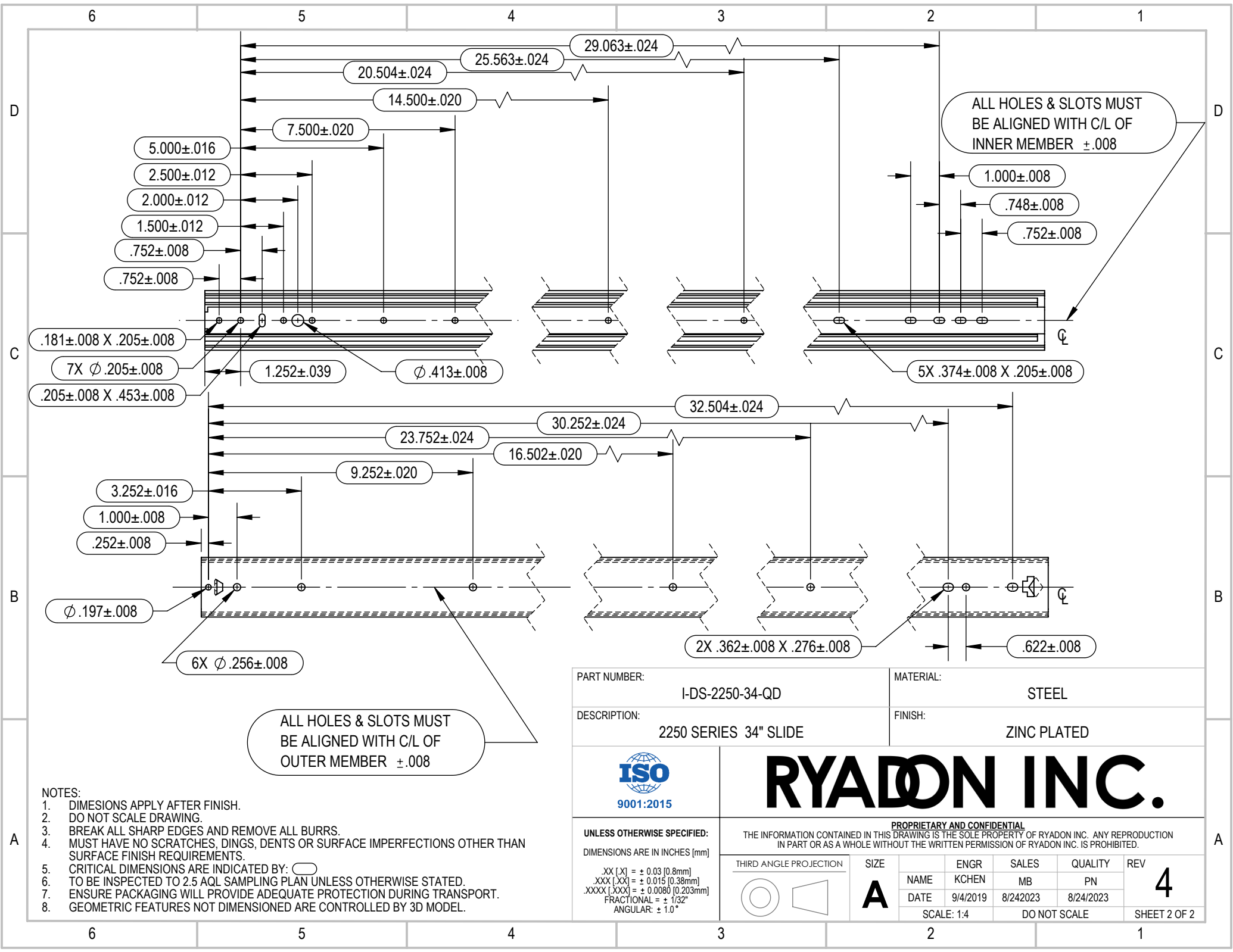
INNER MEMBER - #10 PAN HEAD WOOD OR SHEET METAL SCREWS, 10-24/10-32 PAN HEAD, HEX HEAD OR BUTTON HEAD MACHINE SCREWS (FASTENER HEAD HEIGHT NOT TO EXCEED 0.133 INCHES)

OUTER MEMBER - #14 PAN HEAD WOOD OR SHEET METAL SCREWS, 1/4 INCH LAG BOLTS, 1/4 INCH HEX CAP SCREW, 1/4 PAN HEAD, HEX HEAD, OR BUTTON HEAD MACHINE SCREWS (FASTENER HEAD HEIGHT NOT TO EXCEED 0.175 INCHES)

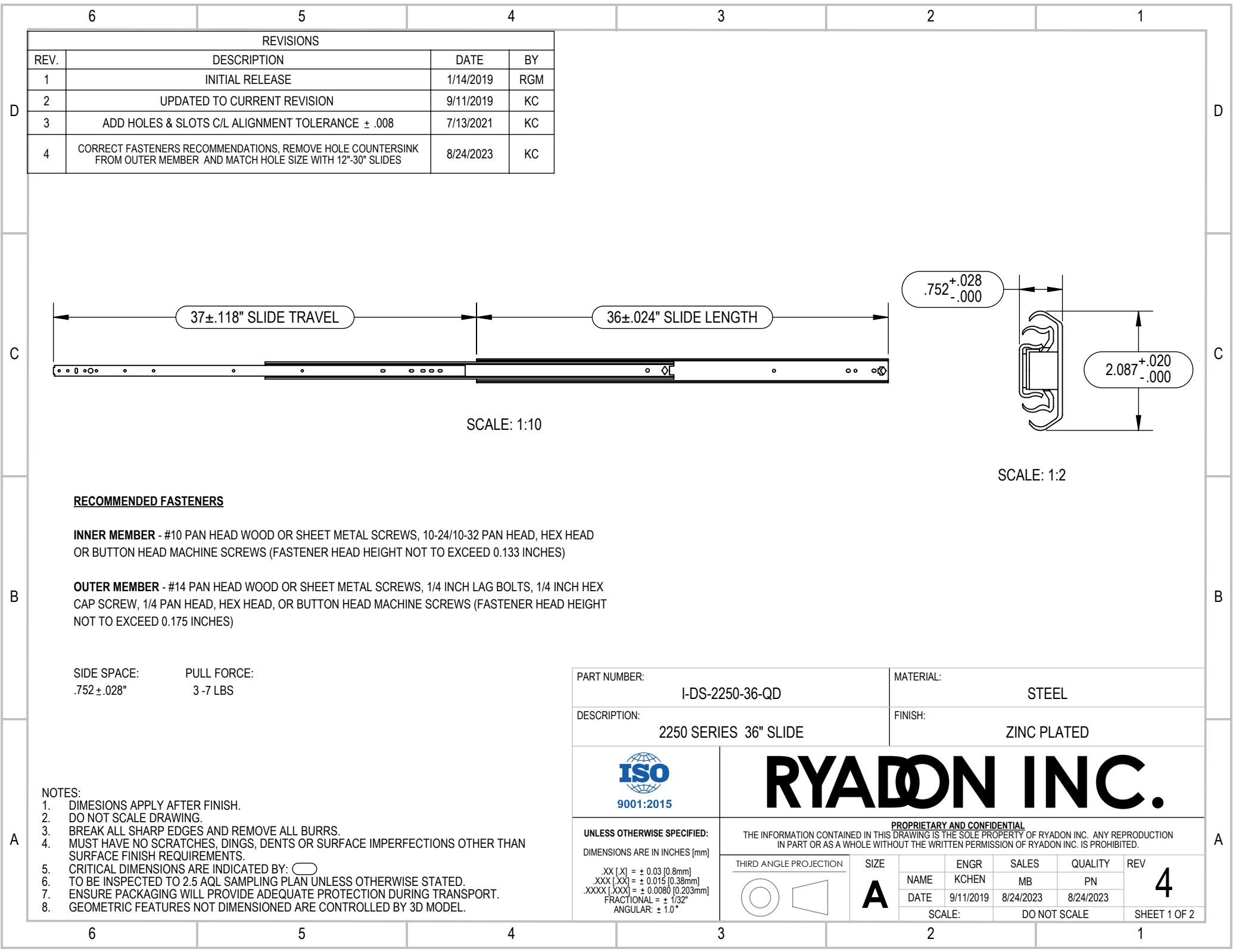
SIDE SPACE: .752 ± .028"
PULL FORCE: 3 -7 LBS

- NOTES:
1. DIMENSIONS APPLY AFTER FINISH.
 2. DO NOT SCALE DRAWING.
 3. BREAK ALL SHARP EDGES AND REMOVE ALL BURRS.
 4. MUST HAVE NO SCRATCHES, DINGS, DENTS OR SURFACE IMPERFECTIONS OTHER THAN SURFACE FINISH REQUIREMENTS.
 5. CRITICAL DIMENSIONS ARE INDICATED BY: 
 6. TO BE INSPECTED TO 2.5 AQL SAMPLING PLAN UNLESS OTHERWISE STATED.
 7. ENSURE PACKAGING WILL PROVIDE ADEQUATE PROTECTION DURING TRANSPORT.
 8. GEOMETRIC FEATURES NOT DIMENSIONED ARE CONTROLLED BY 3D MODEL.

PART NUMBER: I-DS-2250-34-QD		MATERIAL: STEEL	
DESCRIPTION: 2250 SERIES 34" SLIDE		FINISH: ZINC PLATED	
		RYADON INC.	
UNLESS OTHERWISE SPECIFIED: DIMENSIONS ARE IN INCHES [mm] .XX [X] = ± 0.03 [0.8mm] .XXX [XX] = ± 0.015 [0.38mm] .XXXX [XXX] = ± 0.0080 [0.203mm] FRACTIONAL = ± 1/32" ANGULAR: ± 1.0°		THE INFORMATION CONTAINED IN THIS DRAWING IS THE SOLE PROPERTY OF RYADON INC. ANY REPRODUCTION IN PART OR AS A WHOLE WITHOUT THE WRITTEN PERMISSION OF RYADON INC. IS PROHIBITED.	
THIRD ANGLE PROJECTION 		SIZE A	ENGR KCHEN
		SALES MB	QUALITY PN
		DATE 9/4/2019	8/24/2023
		SCALE: DO NOT SCALE	REV 4
		SHEET 1 OF 2	



PART NUMBER: I-DS-2250-34-QD		MATERIAL: STEEL	
DESCRIPTION: 2250 SERIES 34" SLIDE		FINISH: ZINC PLATED	
		RYADON INC.	
UNLESS OTHERWISE SPECIFIED: DIMENSIONS ARE IN INCHES [mm] .XX [X] = ± 0.03 [0.8mm] .XXX [XX] = ± 0.015 [0.38mm] .XXXX [XXX] = ± 0.0080 [0.203mm] FRACTIONAL = ± 1/32" ANGULAR = ± 1.0°		THE INFORMATION CONTAINED IN THIS DRAWING IS THE SOLE PROPERTY OF RYADON INC. ANY REPRODUCTION IN PART OR AS A WHOLE WITHOUT THE WRITTEN PERMISSION OF RYADON INC. IS PROHIBITED.	
THIRD ANGLE PROJECTION 		SIZE A	ENGR KCHEN
		SALES MB	QUALITY PN
		DATE 9/4/2019	8/24/2023
		SCALE: 1:4	DO NOT SCALE
		REV 4	SHEET 2 OF 2



REVISIONS			
REV.	DESCRIPTION	DATE	BY
1	INITIAL RELEASE	1/14/2019	RGM
2	UPDATED TO CURRENT REVISION	9/11/2019	KC
3	ADD HOLES & SLOTS C/L ALIGNMENT TOLERANCE ± .008	7/13/2021	KC
4	CORRECT FASTENERS RECOMMENDATIONS, REMOVE HOLE COUNTERSINK FROM OUTER MEMBER AND MATCH HOLE SIZE WITH 12"-30" SLIDES	8/24/2023	KC

RECOMMENDED FASTENERS

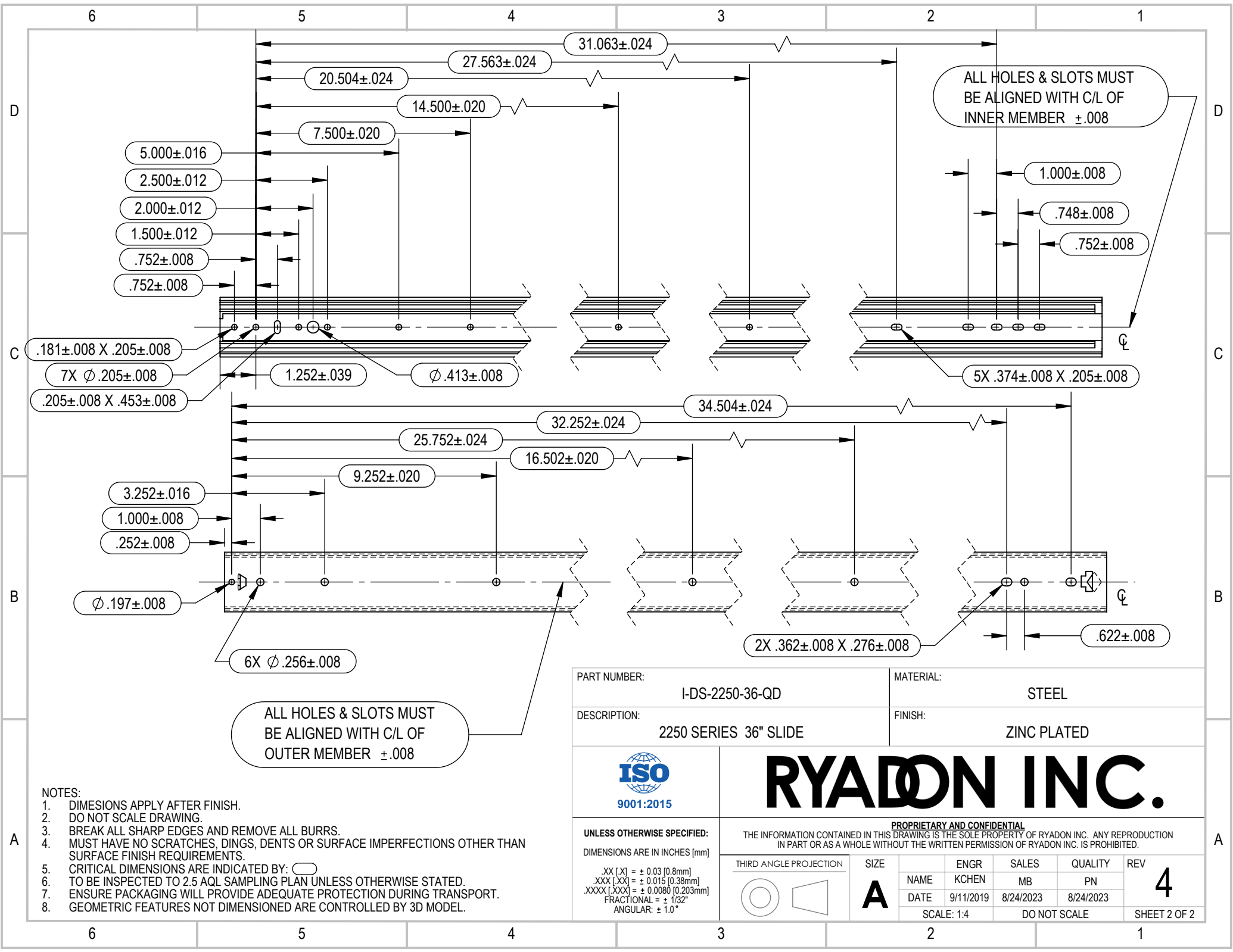
INNER MEMBER - #10 PAN HEAD WOOD OR SHEET METAL SCREWS, 10-24/10-32 PAN HEAD, HEX HEAD OR BUTTON HEAD MACHINE SCREWS (FASTENER HEAD HEIGHT NOT TO EXCEED 0.133 INCHES)



OUTER MEMBER - #14 PAN HEAD WOOD OR SHEET METAL SCREWS, 1/4 INCH LAG BOLTS, 1/4 INCH HEX CAP SCREW, 1/4 PAN HEAD, HEX HEAD, OR BUTTON HEAD MACHINE SCREWS (FASTENER HEAD HEIGHT NOT TO EXCEED 0.175 INCHES)


SIDE SPACE: .752 ± .028"
PULL FORCE: 3 -7 LBS

- NOTES:
1. DIMESIONS APPLY AFTER FINISH.
 2. DO NOT SCALE DRAWING.
 3. BREAK ALL SHARP EDGES AND REMOVE ALL BURRS.
 4. MUST HAVE NO SCRATCHES, DINGS, DENTS OR SURFACE IMPERFECTIONS OTHER THAN SURFACE FINISH REQUIREMENTS.
 5. CRITICAL DIMENSIONS ARE INDICATED BY:
 6. TO BE INSPECTED TO 2.5 AQL SAMPLING PLAN UNLESS OTHERWISE STATED.
 7. ENSURE PACKAGING WILL PROVIDE ADEQUATE PROTECTION DURING TRANSPORT.
 8. GEOMETRIC FEATURES NOT DIMENSIONED ARE CONTROLLED BY 3D MODEL.

PART NUMBER: I-DS-2250-36-QD		MATERIAL: STEEL	
DESCRIPTION: 2250 SERIES 36" SLIDE		FINISH: ZINC PLATED	
		RYADON INC.	
UNLESS OTHERWISE SPECIFIED: DIMENSIONS ARE IN INCHES [mm] .XX [X] = ± 0.03 [0.8mm] .XXX [XX] = ± 0.015 [0.38mm] .XXXX [XXX] = ± 0.0080 [0.203mm] FRACTIONAL = ± 1/32" ANGULAR: ± 1.0°		THE INFORMATION CONTAINED IN THIS DRAWING IS THE SOLE PROPERTY OF RYADON INC. ANY REPRODUCTION IN PART OR AS A WHOLE WITHOUT THE WRITTEN PERMISSION OF RYADON INC. IS PROHIBITED.	
THIRD ANGLE PROJECTION 		SIZE A	ENGR KCHEN
		SALES MB	QUALITY PN
		DATE 9/11/2019	8/24/2023
		SCALE: DO NOT SCALE	REV 4
		SHEET 1 OF 2	



PART NUMBER: I-DS-2250-36-QD		MATERIAL: STEEL			
DESCRIPTION: 2250 SERIES 36" SLIDE		FINISH: ZINC PLATED			
		RYADON INC.			
UNLESS OTHERWISE SPECIFIED: DIMENSIONS ARE IN INCHES [mm] .XX [X] = ± 0.03 [0.8mm] .XXX [XX] = ± 0.015 [0.38mm] .XXXX [XXX] = ± 0.0080 [0.203mm] FRACTIONAL = ± 1/32" ANGULAR = ± 1.0°		PROPRIETARY AND CONFIDENTIAL THE INFORMATION CONTAINED IN THIS DRAWING IS THE SOLE PROPERTY OF RYADON INC. ANY REPRODUCTION IN PART OR AS A WHOLE WITHOUT THE WRITTEN PERMISSION OF RYADON INC. IS PROHIBITED.			
THIRD ANGLE PROJECTION 	SIZE A	ENGR KCHEN	SALES MB	QUALITY PN	REV 4 SHEET 2 OF 2
		DATE 9/11/2019	DATE 8/24/2023	DATE 8/24/2023	
	SCALE: 1:4 DO NOT SCALE				

- NOTES:
1. DIMENSIONS APPLY AFTER FINISH.
 2. DO NOT SCALE DRAWING.
 3. BREAK ALL SHARP EDGES AND REMOVE ALL BURRS.
 4. MUST HAVE NO SCRATCHES, DINGS, DENTS OR SURFACE IMPERFECTIONS OTHER THAN SURFACE FINISH REQUIREMENTS.
 5. CRITICAL DIMENSIONS ARE INDICATED BY: 
 6. TO BE INSPECTED TO 2.5 AQL SAMPLING PLAN UNLESS OTHERWISE STATED.
 7. ENSURE PACKAGING WILL PROVIDE ADEQUATE PROTECTION DURING TRANSPORT.
 8. GEOMETRIC FEATURES NOT DIMENSIONED ARE CONTROLLED BY 3D MODEL.